



***STRONGER
IS
BETTER!***



***BUILDING ON A TRADITION OF
QUALITY, INTEGRITY AND INNOVATION***

South St. Paul, MN
McMinnville, TN
Nunica, MI
Bonham, TX

(800) 798-9473
(877) 383-4001
(616) 384-2431
(800) 798-9473

Perry, OH
Morganton, NC
Tifton, GA

(800) 777-5030
(866) 485-9987
(229) 386-5435

www.cherokeemfg.com



INDEX

Product	Page
Bamboo	12
Bulk Bags	20
Burlap Bales	11
Burlap Liners	10
Burlap Rolls	11
Burlap Socks	10
Burlap Squares	11
Construction Fabrics	19
Containers, Nursery	14
Credit Application/Policy	22-23
Crimping Tools	12
Erosion Control Blankets	18
Excelsior Blankets	18
FIBC Bulk Bags	20
Flat Baskets	9
Floating Turbidity Barriers	21
Frost Protection	16
GeoGrid	19
Geotextiles	19
Gravel Bags	21
Ground Cover	17
Hog Ring Pliers, Staples	9
Jute Matting	18
Landscape Fabrics	17
Landscape Sheets	21
Max Tapener, Tie Tape	12
Nails	9
Nylon Strapping	9
Poly Sheeting	16
Polyspun Landscape Fabric	17
Rope	9
Safety Fence	18
Sandbags	Back Cover
Shade Cloth	16
Silt Fence	19
Sod Staples	18
Straw Blankets	18
Tree Stakes	12
Tree Wrap	12
Tools	13
Truck Tarps	18
Twine: Sisal, Poly, Baler	9
Wattles/Logs	21
Wire Baskets	5-8
Wire Flat Baskets	9
Woven Ground Cover Liners	11
Wreath Rings	15

LOCATIONS

Please call 800-798-9473 if your location is not listed

MINNESOTA

150 Bridgepoint Dr Suite 200 • South Saint Paul, MN 55075
Phone: 651-451-6568 • Toll Free: 800-798-9473 • Fax: 651-451-1138

JR Gunderman – jr@cherokeemfg.com 651-538-4493

Matt Gunderman – mattgunderman@cherokeemfg.com 651-373-9949 cell

Craig Olson – olsoncc@aol.com 651-283-1837 cell

Brandon Twiford – brandon.twiford@cherokeemfg.com 919-480-5616 cell
Territories: Minnesota, North Dakota, South Dakota, Iowa, Montana, Texas, Hawaii, Wyoming, Illinois, Kansas, Nebraska, Wisconsin, Missouri, California, Alaska, New Mexico, Utah, Nevada, Arizona, Oklahoma, Colorado, Canada

NORTH CAROLINA

80 Ceramic Tile Dr • Morganton, NC 28655
Phone: 828-584-3334 • Toll Free: 866-485-9987 • Fax: 828-584-7434
Art Johnson – art@cherokeemfg.com 828-292-2556 cell

Dustin Harper – dharper@cherokeemfg.com 828-455-1340 cell
Territories: North Carolina, Virginia, Maryland

OHIO

3891 Shepard Road • P O Box 322 • Perry, OH 44081
Phone: 440-259-3517 • Toll Free: 800-777-5030 • Fax: 440-259-3004
Ken Wallace – kenw@cherokeemfg.com 440-479-4610 cell

Jamey Tokar – jamey.tokar@cherokeemfg.com 440-478-4100 cell
Territories: Ohio, Pennsylvania, New York, West Virginia, Maine, New Jersey, New Hampshire, Vermont, Rhode Island, Delaware, Massachusetts, Connecticut

TENNESSEE

1276 Belmont Dr • McMinnville, TN 37110
Phone: 931-474-0004 • Toll Free: 877-383-4001 • Fax: 931-474-0007
Charles Watson – charles.watson@cherokeemfg.com 931-212-1451 cell
Territories: Tennessee, Kentucky, Arkansas

MICHIGAN DISTRIBUTION

16850 120th Ave Suite B • P O Box 41 • Nunica, MI 49448
Phone: 616-384-2431 • Fax: 616-837-9243
Anthony Zasuwa – azasuwa@garhamgroup.com 616-856-2038 cell
Territories: Michigan, Indiana

GEORGIA SALES OFFICE

3394 US Highway 41 South • Tifton, GA 31794
Phone: 229-386-5435 • Fax: 229-386-5437
Brent Harper – brent@cherokeemfg.com 912-383-5963 cell
Zack Harper – zack.harper@cherokeemfg.com 229-237-8872 cell
Territories: Georgia, Florida, Louisiana, South Carolina, Alabama, Mississippi

NORTHWEST DISTRIBUTION

1076 SW Berg Parkway • Canby, OR 97013
Phone: 503-266-2021 • Toll Free: 800-477-4744 • Fax: 503-266-6837

OBC NORTHWEST INC

Territories: Oregon, Washington, Idaho

TEXAS DISTRIBUTION

1517 County Road 1430 • Bonham, TX 75418
Phone: 651-451-6568 • Toll Free: 800-798-9473 • Fax: 651-451-1138

Building on a Tradition of Quality, Integrity and Innovation

Cherokee Manufacturing has been in business since 1940
and has been producing wire products since 1986

Our experience and successful history provide our customers with peace of mind.
Be assured that you will receive the best in dedicated customer service
from a staff that takes as much pride in our future as we do in our past.

Terms and Conditions of Sale

Prices:	Prices are based on current market conditions and are subject to change without notice. Please call for current pricing.
Freight:	All prices quoted are F.O.B. South St. Paul, MN; Morganton, NC; McMinnville, TN; Perry, OH; Nunica, MI; Bonham, TX; Canby, OR or Tifton, GA unless otherwise specified. Any shortages or damage must be noted on the Bill of Lading at the time of delivery. Contact the shipping location within 48 hours to report damage or shortage or claims will be void.
Credit:	Terms are Net 30 days. A 1.5% per month (18% annual) percentage rate will be charged on past due accounts. If you are interested in opening an account please contact our corporate office at (800) 798-9473 to request a credit application. A complete list of credit terms is listed on the credit application.
Returns:	Prior authorization must be made before returns will be accepted.
Limited Warranty:	Seller makes no representations or warranties expressed or implied relative to the products sold here. Buyer assumes all risk and liability resulting from the use of products.
Tax Exempt:	If you are tax exempt, please provide us with a copy of a signed Tax Exempt Certificate. If you need a Tax Exempt form please contact us and we will provide one for you.
Payment:	We accept Cash, Check, Visa, Mastercard, American Express and Visa/Mastercard Debit Cards. For information on opening an account please call 800-798-9473 or contact your sales representative. Service Charges may be applied to credit card purchases.

Wire Basket Shipping Information

- Sizes 16" to 28" are usually packed 25 units per bundle
- Sizes 30" to 44" are usually packed 10 units per bundle
- Sizes 48" to 60" are usually packed 5 units per bundle

Baskets up to 32" in circumference can usually ship via UPS Ground depending on quantity.

Always the best in Green Industry supplies and now we offer more...

Cherokee Manufacturing can assist with preliminary or final design and estimation of geosynthetic fabric reinforced mechanically stabilized earth walls. Our system can be designed either vegetated or unvegetated. This includes temporary or permanent construction for everything from shoring to stabilizing steep slopes.



With experience and relationships in multiple states in both the heavy highway and civil construction markets, we can help you design and build a geosynthetic MSE system for any site condition that you may encounter, often for substantially cheaper than traditional methods like steel pile.



AmericanHort
American Standard for Nursery Stock

For the full Standards listing, visit AmericanHort.org/Standards

Caliper, Height or Spread	Minimum Diameter Ball/Basket	Caliper, Height or Spread	Minimum Diameter Ball/Basket
SHADE TREES: <i>Type 1 and 2</i>		CONE and BROAD UPRIGHT BROADLEAF EVERGREENS: <i>Types 4 & 5</i>	
1/2"	12"	18"	10"
3/4"	14"	2 ft.	12"
1"	16"	3 ft.	14"
1-1/4"	18"	4 ft.	16"
1-1/2"	20"	5 ft.	20"
1-3/4"	22"	6 ft.	22"
2"	24"	7 ft.	24"
2-1/2"	28"	8 ft.	27"
3-1/2"	38"	9 ft.	30"
4"	42"	10 ft.	34"
4-1/2"	48"	12 ft.	34"
5"	54"	14 ft.	42"
5-1/2"	57"	16 ft.	46"
6"	60"	18 ft.	50"
7"	70"		
8"	80"		
SINGLE STEM TREES: <i>Types 1, 2, 3</i>		CONICAL AND BROAD UPRIGHT CONIFERS: <i>Types 4 & 5</i>	
1/2"	10"	10"	10"
3/4"	10"	18"	10"
1"	12"	2 ft.	12"
1-1/4"	14"	3 ft.	14"
1-1/2"	16"	4 ft.	16"
1-3/4"	18"	5 ft.	20"
2"	20"	6 ft.	22"
2-1/2"	20"	7 ft.	24"
3"	28"	8 ft.	27"
		9 ft.	30"
		10 ft.	34"
		12 ft.	34"
		14 ft.	42"
		16 ft.	46"
		18 ft.	50"
TREES: <i>Types 3 and 4;</i> <i>Height up to 6', Caliper over 6"</i>		COLUMNAR CONIFERS: <i>Type 6</i>	
2 ft.	10"	Regular Growing:	
3 ft.	12"	12"	10"
4 ft.	14"	18"	10"
5 ft.	16"	2 ft.	12"
3/4"	16"	3 ft.	13"
1"	18"	4 ft.	14"
1-1/2"	20"	5 ft.	16"
1-3/4"	22"	6 ft.	18"
2"	24"	7 ft.	20"
2-1/2"	28"	8 ft.	22"
3"	32"	9 ft.	24"
3-1/2"	38"	10 ft.	27"
4"	42"	12 ft.	30"
4-1/2"	48"	14 ft.	33"
5"	54"	16 ft.	36"
5-1/2"	57"	18 ft.	40"
6"	60"		
7"	70"		
8"	80"		
SMALL SPREADING TREES: <i>Type 4</i>		Rapid Growing:	
2 ft.	10"	12"	8"
3 ft.	10"	2 ft.	9"
4 ft.	12"	3 ft.	9"
5 ft.	12"	3 ft.	11"
3/4"	12"	4 ft.	12"
1"	14"	5 ft.	14"
1-1/4"	14"	6 ft.	16"
1-1/2"	14"		
1-3/4"	18"		
SPREADING, SEMI-SPREADING, and GLOBE or DWARF CONIFERS: <i>Types 1, 2, 3</i>		DECIDUOUS SHRUBS: <i>Stem or cluster center must be in center of the ball</i>	
9"	8"	12"	8"
12"	8"	18"	9"
15"	10"	2 ft.	10"
18"	10"	3 ft.	12"
2 ft.	12"	4 ft.	14"
2-1/2 ft.	14"	5 ft.	16"
3 ft.	16"	6 ft.	18"
3-1/2 ft.	18"	7 ft.	20"
4 ft.	21"	8 ft.	22"
5 ft.	24"	9 ft.	24"
6 ft.	28"	10 ft.	26"
7 ft.	32"		
8 ft.	36"		



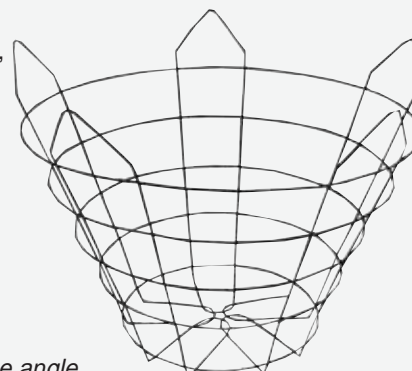
STRONGHOLD™ WIRE BASKETS

Cherokee Manufacturing produces wire baskets to fit any manufacturer's tree spade, as well as custom-made spades.

CHANCES ARE, IF YOU NEED IT, WE HAVE IT!

- **Pre-Formed Tie Points** - for more efficient tying
- **Premium Wire** - Allows you to crimp with ease
- **Stronghold Construction** - Holds the crimp throughout shipping

Welded closed-bottom (CB) and open-bottom (BF) baskets are available for most sizes of our Modified, Cone and Truncated baskets. We make baskets in both Galvanized and non-galvanized wire.



* Basket Height is defined as the distance between the top and bottom rings, measured on the angle.

Which Cherokee Basket Fits My Digger?

The first step is to call your sales representative as each digger model can have variations depending on individual digging styles, soil conditions, digging conditions and tree ball size. The following chart can be used as a basic guide but nothing can replace the ability of our sales staff to successfully guide your selection based on your individual/custom situation.

CHEROKEE BASKET STYLE:	CBT	CBV	BFV	CBTS	CBVS	CBC	BFC	CLG	BJ	CBOM	OPT
LEMAR		*	*		*						
CARETREE TRUNCATED (22 DEGREE)	*		*	*							
CARETREE MODIFIED (25 DEGREE)		*	*		*						
CARETREE CONE						*	*				
RED BOSS	CALL FOR INFORMATION										
DUTCHMAN TRUNCATED (22 DEGREE)	*		*	*							
DUTCHMAN - SEMI-TRUNCATED (25 DEGREE)		*	*		*		*				
DUTCHMAN - CONE (30 DEGREE)						*					
BOBCAT TRUNCATED	*		*	*							
BOBCAT MODIFIED		*	*		*						
BOBCAT CONE						*	*				
ACE OF SPADES (USE BOBCAT SPADES INFORMATION)											
VERMEER		*	*								
CLEGG SPADE								*			
BIG JOHN 52" AND SMALLER		*									
BIG JOHN 62" AND LARGER									*		
OPTIMAL P650	CUSTOM BASKET										
OPTIMAL 4-BLADE											*
OPTIMAL 650										*	
HOLMAC/PAZZAGLIA	CUSTOM BASKET										
HOLT (25 DEGREE)		*	*		*						

Burlap Sizing Chart

The general rule of thumb for burlap squares is to double the size of the burlap to the basket. Therefore, a 36" basket would most likely use 72" burlap square. Liner size for a basket is indicated in the stock code: for example Cherokee 32" basket would likely use a LI-32 liner.

Plain or Treated Burlap?

Standard Weight or Heavy?

The answers to these questions depend on the specific storing/shipping conditions. Will the trees be held in the baskets for a long(er) period of time?

Will the storage conditions be damp?

Contact our expert sales staff for their advice specific to your situation.

Windmill Span	Basket Size	Tree Size Caliper	Recommended Burlap Square	Recommended Burlap Liner
28"	None	Shrub	36"/40"	28x28 or 30x30
29"	16"	5' - 6'	36"/40"	28x28 or 30x30
34.5"	18"	6' - 1"	40"/45"	30x30 or 30x36
35.5"	20/22"	1.25" - 1.50"	45"/48"	30x36 or 36x36
36.5"	22/24"	1.50" - 1.75"	48"/54"	30x36 or 36x40
44.5"	24/26"	1.75" - 2"	54"	36x40
46.5"	28/30"	2" - 2.5"	60"	45x45
48.5"	32/36"	2.5" - 3"	72"	54x54
56"	36/40"	3" - 3.5"	80"	72x80

Truncated Wire Baskets

Closed-Bottom, 22 degree Heavy Weight Basket



	Bundle Qty	Pallet Qty	Top Ring	Bottom Ring	Basket Height	Rings	Longs	Burlap Square	Recommended Liner
CBT-18G	25	1150	18"	11"	11"	3	4	40	30 x 30
CBT-20G	25	1150	20"	12.5"	11"	3	4	45	30 x 30
CBT-22G	25	700	22"	12.25"	13.5"	3	5	48	36 x 36
CBT-24G	25	700	24"	14"	13.5"	4	5	54	36 x 40
CBT-26G	15	600	26"	14"	15"	4	5	60	40 x 40
CBT-28G	15	450	28"	15"	18"	4	5	60	45 x 45
CBT-29G	15	450	29"	15"	18"	4	5	60/66	45 x 50
CBT-30G	15	480	30"	17"	18"	4	5	66	45 x 50
CBT-32G	15	210	32"	18"	20"	5	5	66/72	48 x 50
CBT-34G	15	135	34"	18"	20"	5	5	66/72	54 x 50
CBT-36G	10	110	36"	21"	24"	5	5	72	54 x 54
CBT-38G	10	100	38"	22"	24"	5	5	72	60 x 60
CBT-40G	10	100	40"	24"	24"	5	5	72/80	60 x 60
CBT-45G	5	100	45"	25"	25"	5	5	80	72 x 80
CBT-48G	5	100	48"	26"	28"	6	6	96	72 x 80
CBT-50G	5	100	50"	27"	29"	6	6	Liner	72 x 80
CBT-54G	5	80	54"	30"	30"	6	6	Liner	85 x 90

Truncated - Cherokee Arrow

Closed-Bottom, 22 degree Standard Weight Basket

	Bundle Qty	Pallet Qty	Top Ring	Bottom Ring	Basket Height	Rings	Longs	Burlap Square	Recommended Liner
CBT-12GA	25	2000	12"	10"	7"	3	3	32	28 x 28
CBT-14GA	25	2000	14"	10"	8"	3	3	36	28 x 28
CBT-16GA	25	2000	16"	10.5"	9"	3	3	40	30 x 30
CBT-18GA	25	1350	18"	11"	11"	3	4	40	30 x 30
CBT-20GA	25	900	20"	12.5"	11"	3	4	45	30 x 36
CBT-22GA	25	1000	22"	12.25"	13.5"	3	4	48	36 x 36
CBT-24GA	25	800	24"	14"	13.5"	3	5	54	36 x 40
CBT-26GA	15	780	26"	14"	15"	4	5	60	40 x 40
CBT-28GA	15	495	28"	15"	18"	4	5	60	45 x 45
CBT-30GA	15	540	30"	17"	18"	4	5	66	45 x 50
CBT-32GA	15	240	32"	18"	20"	5	5	66/72	48 x 50
CBT-34GA	15	270	34"	18"	20"	5	5	66/72	54 x 50
CBT-36GA	10	110	36"	21"	24"	5	5	72	54 x 54

Truncated - Short

Closed-Bottom, 22 degree Heavy Weight Basket

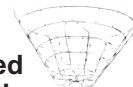


	Bundle Qty	Pallet Qty	Top Ring	Bottom Ring	Basket Height	Rings	Longs	Burlap Square	Recommended Liner
CBTS-18G	25	1600	18"	12"	9"	3	4	40	30 x 30
CBTS-20G	25	1000	20"	14"	9"	3	4	40	30 x 30
CBTS-22G	25	800	22"	16"	10"	3	5	48	36 x 36
CBTS-24G	25	700	24"	16"	11"	3	5	54	36 x 40
CBTS-26G	15	720	26"	17"	12"	3	5	60	40 x 40
CBTS-28G	15	450	28"	18"	13.5"	4	5	60	45 x 45
CBTS-30G	15	450	30"	19"	13.5"	4	5	66	45 x 50
CBTS-32G	15	270	32"	22"	15"	4	5	66/72	48 x 50
CBTS-34G	15	300	34"	21.5"	13.5"	4	5	66/72	54 x 50
CBTS-36G	10	140	36"	22"	18"	4	5	72	54 x 54
CBTS-40G	10	120	40"	25"	18"	4	5	72	60 x 60



Modified Wire Baskets

Closed-Bottom, 25 degree Heavy Weight Basket



	Bundle Qty	Pallet Qty	Top Ring	Bottom Ring	Basket Height	Rings	Longs	Burlap Square	Recommended Liner
CBV-20G	25	1150	20"	12"	11"	3	4	40	30 x 30
CBV-2212G	25	800	22"	12"	12"	3	5	54	36 x 40
CBV-2414G	25	900	24"	12"	12"	4	5	54	36 x 40
CBV-26G	15	700	26"	12"	15"	4	5	60	45 x 45
CBV-2614G	15	700	26"	14"	15"	4	5	60	45 x 45
CBV-28G	15	540	28"	12"	18"	4	5	60	45 x 45
CBV-2814G	15	450	28"	14"	18"	4	5	60	45 x 45
CBV-2816G	15	450	28"	16"	15"	4	5	60	45 x 45
CBV-3014G	15	405	30"	14"	18"	4	5	66/72	48 x 50
CBV-3016G	15	405	30"	16"	18"	4	5	66/72	48 x 50
CBV-3017G	15	450	30"	17"	16"	4	5	66/72	48 x 50
CBV-32G	15	240	32"	16"	20"	5	5	66/72	48 x 50
CBV-3219G	15	240	32"	19"	16"	4	5	66/72	48 x 50
CBV-34G	15	270	34"	16"	22"	5	5	72	54 x 54
CBV-36G	10	120	36"	16"	24"	5	5	72	54 x 54
CBV-38G	10	130	38"	18"	24"	5	5	72	60 x 60
CBV-40G	10	120	40"	20"	24"	5	5	72	60 x 60
CBV-42G	10	110	42"	22"	27"	5	5	80	72 x 72
CBV-44G	10	110	44"	20"	27.5"	5	5	80/96	72 x 72
CBV-48G	5	100	48"	22"	28"	6	6	Liner	72 x 80
CBV-50G	5	100	50"	23"	30"	6	6	Liner	72 x 80
CBV-54G	5	80	54"	26"	32.5"	6	6	Liner	85 x 90
BFV-60G	5	80	60"	27"	35"	6	8	Liner	85 x 90
BFV-70G	1	65	70"	31"	36.5"	7	8	Liner	108 x 108
BFV-80G	1	55	80"	35"	41"	7	8	Liner	120 x 120
BFV-90G	1	40	90"	40"	56"	9	8	Liner	120 x 120

Modified - Cherokee Arrow

Closed-Bottom, 25 degree Standard Weight Basket



	Bundle Qty	Pallet Qty	Top Ring	Bottom Ring	Basket Height	Rings	Longs	Burlap Square	Recommended Liner
CBV-18GA	25	1600	18"	10"	11"	3	4	40	30 x 30
CBV-20GA	25	1100	20"	12"	11"	3	4	45	30 x 36
CBV-22GA	25	900	22"	12"	12"	3	4	48	36 x 36
CBV-24GA	25	900	24"	12"	13.5"	3	5	54	36 x 40
CBV-26GA	15	960	26"	12"	15"	4	5	60	40 x 40
CBV-28GA	15	585	28"	12"	18"	4	5	60	45 x 45
CBV-2814GA	15	450	28"	14"	18"	4	5	60	45 x 45
CBV-30GA	15	585	30"	14"	18"	4	5	66/72	48 x 50
CBV-32GA	15	270	32"	16"	20"	5	5	66/72	48 x 50
CBV-34GA	15	300	34"	16"	22"	5	5	72	54 x 54
CBV-36GA	10	130	36"	16"	24"	5	5	72	54 x 54
CBV-40GA	10	130	40"	20"	24"	5	5	72	60 x 60
CBV-44GA	10	110	44"	20"	27.5"	5	5	80	72 x 72

Modified - Custom Baskets

Closed-Bottom, 25 degree Heavy Weight Basket

Custom: Extra rings and/or longs

	Bundle Qty	Pallet Qty	Top Ring	Bottom Ring	Basket Height	Rings	Longs	Burlap Square	Recommended Liner
CBV-28CG	15	450	28"	12"	18"	5	6	60	45 x 45
CBV-32CG	15	240	32"	16"	20"	5	6	66/72	48 x 50
CBV-34CG	15	135	34"	16"	22"	5	6	72	54 x 50
CBV-36CG	10	110	36"	16"	24"	5	6	72	54 x 54
CBV-40CG	10	110	40"	20"	18"	5	6	72	60 x 60
CBV-44CG	10	110	44"	20"	27.5"	5	6	80	72 x 72



Modified - Short *Closed-Bottom, 25 degree Heavy Weight Basket*



	Bundle Qty	Pallet Qty	Top Ring	Bottom Ring	Basket Height	Rings	Longs	Burlap Square	Recommended Liner
CBVS-18G	25	1600	18"	11"	8"	3	4	40	30 x 30
CBVS-20G	25	1150	20"	12"	9"	3	4	40	30 x 30
CBVS-22G	25	800	22"	14"	11"	3	4	48	36 x 36
CBVS-24G	25	700	24"	15"	11"	3	5	54	36 x 40
CBVS-26G	15	720	26"	16"	13.5"	3	5	60	45 x 45
CBVS-28G	15	540	28"	16"	13.5"	4	5	60	45 x 45
CBVS-30G	15	480	30"	18"	13.5"	4	5	60	45 x 45
CBVS-32G	15	330	32"	20"	13.5"	4	5	66/72	48 x 50
CBVS-36G	10	150	36"	20"	18"	4	5	72	54 x 54
CBVS-40G	10	150	40"	24"	18"	4	5	72	60 x 60
CBVS-44G	10	130	44"	25"	22"	4	6	80	72 x 72
CBVS-50G	5	120	50"	23"	31.5"	5	6	96	72 x 80

Cone Wire Baskets *Closed-Bottom, 30 degree Heavy Weight Basket*



	Bundle Qty	Pallet Qty	Top Ring	Bottom Ring	Basket Height	Rings	Longs	Burlap Square	Recommended Liner
CBC-20G	25	1150	20"	10"	11"	3	4	40	30 x 30
CBC-22G	25	900	22"	10"	13.5"	3	4	48	36 x 36
CBC-24G	25	1000	24"	10"	13.5"	4	4	54	36 x 40
CBC-26G	15	960	26"	10"	15"	4	5	60	40 x 40
CBC-28G	15	540	28"	11"	18"	4	5	60	45 x 45
CBC-30G	15	585	30"	12"	18"	4	5	66	45 x 50
CBC-32G	15	180	32"	13"	20"	5	5	66/72	48 x 50
CBC-36G	10	160	36"	14"	24"	5	5	72	54 x 54
CBC-40G	10	150	40"	16"	24"	5	5	72	60 x 60
CBC-44G	10	120	44"	16"	27"	6	5	80	72 x 72
CBC-48G	5	120	48"	16"	27"	6	6	Liner	72 x 80
CBC-50G	5	120	50"	20"	29"	6	6	Liner	72 x 80

Cone Wire Baskets *Open-Bottom, 30 degree Heavy Weight Basket*



	Bundle Qty	Pallet Qty	Top Ring	Bottom Ring	Basket Height	Rings	Longs	Burlap Square	Recommended Liner
BFC-24G	25	800	24"	10"	13.5"	4	4	54	36 x 40
BFC-26G	15	800	26"	10"	15"	4	5	60	40 x 40
BFC-28G	15	450	28"	11"	18"	4	5	60	45 x 45
BFC-32G	15	210	32"	13"	20"	5	5	66/72	48 x 50
BFC-36G	10	140	36"	14"	24"	5	5	72	54 x 54
BFC-40G	10	130	40"	16"	24"	5	5	72	60 x 60
BFC-44G	10	130	44"	16"	27"	6	5	80	72 x 72
BFC-48G	5	120	48"	16"	29.5"	6	5	Liner	72 x 80
BFC-54G	5	120	54"	18"	33"	7	6	Liner	85 x 90
BFC-62G	1	90	62"	22"	36.5"	7	6	Liner	85 x 90

Cone - Cherokee Arrow *Open-Bottom, 30 degree Standard Weight Basket*

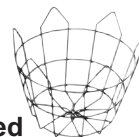


	Bundle Qty	Pallet Qty	Top Ring	Bottom Ring	Basket Height	Rings	Longs	Burlap Square	Recommended Liner
BFC-32GA	15	360	32"	13"	20"	5	5	66/72	48 x 50
BFC-36GA	10	150	36"	14"	24"	5	5	72	54 x 54
BFC-40GA	10	140	40"	16"	24"	5	5	72	60 x 60



Clegg Wire Baskets

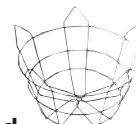
Closed-Bottom, 15 degree Heavy Weight Basket



	Bundle Qty	Pallet Qty	Top Ring	Bottom Ring	Basket Height	Rings	Longs	Burlap Square	Recommended Liner
CLG-2015	15	720	20"	14"	11"	3	4	45	30 x 36
CLG-2215	15	420	22"	18"	11"	3	5	48	36 x 36
CLG-2415	15	360	24"	18"	13.5"	4	5	54	36 x 40
CLG-2815	15	225	28"	22"	13.5"	4	5	60	40 x 40
CLG-2915	15	225	29.5"	22.75"	15"	4	5	66	45 x 50
CLG-3215	15	270	32"	22.75"	15"	4	5	66/72	48 x 50

Clegg - Economy

Closed-Bottom, 15 degree



	Bundle Qty	Pallet Qty	Top Ring	Bottom Ring	Basket Height	Rings	Longs	Burlap Square	Recommended Liner
CLG-2415E	15	360	24"	14"	13.5"	3	4	54	36 x 40
CLG-2815E	15	225	28"	22"	13.5"	3	5	60	40 x 40
CLG-3215E	15	270	32"	22.75"	15"	3	5	66/72	48 x 50

Big John Wire Baskets

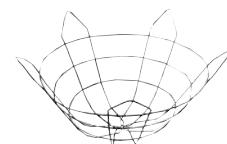
Open-Bottom Heavy Weight Basket



	Bundle Qty	Pallet Qty	Top Ring	Bottom Ring	Basket Height	Rings	Longs	Burlap Square	Recommended Liner
BJ-65G	5	80	65"	16"	37.5"	6	6	Liner	108 x 108
BJ-70G	1	75	70"	16"	45"	7	6	Liner	108 x 108
BJ-80G	1	50	80"	17"	56"	9	7	Liner	120 x 120
BJ-90G	1	50	87"	24.5"	60"	9	8	Liner	120 x 120

Optimal Wire Baskets


Closed-Bottom Heavy Weight Basket



	Bundle Qty	Pallet Qty	Top Ring	Bottom Ring	Basket Height	Rings	Longs	Burlap Square	Recommended Liners
Model 650									
CBOM650-18G	25	1100	18"	10"	8"	3	4	40	30 x 30
CBOM650-20G	25	1100	20"	10"	9"	3	4	45	30 x 36
CBOM650-22G	25	800	22"	10"	11"	3	4	48	36 x 36
CBOM650-24G	25	800	24"	10"	12"	3	5	54	36 x 40
CBOM650-26G	15	800	26"	10"	12"	3	5	60	40 x 40
Model 880									
OPT-28G880	15	630	28"	17"	10"	3	5	60	45 x 45
OPT-32G	15	330	32"	20"	12"	3	5	66/72	48 x 50
Model 1100									
OPT-36G	10	200	36"	17.5"	16.5"	4	5	72	54 x 54
OPT-40G	10	160	40"	21.5"	16.5"	4	5	72	60 x 60
OPT-42G	10	170	42"	21.5"	18"	4	5	80	72 x 72
Model 1400									
OPT-45G	5	150	45"	21.5"	21"	5	6	80	72 x 72
OPT-48G	5	150	48"	24"	22"	5	6	Liner	72 x 80
OPT-54G	5	120	54"	26"	25"	6	6	Liner	80 x 80
Model 1700									
OPT-60G	5	100	60"	28"	27.5"	6	8	Liner	85 x 90
OPT-67G	5	100	67"	60"	33"	7	8	Liner	108 x 108

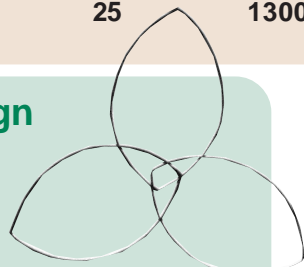
Flat Baskets

Stock Code	Size/Description	Bundle Qty	Pallet Qty	Pallet Size	Approx. Ball Size
FB-22	22" Flat Basket	25	1300	4x4	6" - 8"
FB-26	26" Flat Basket	25	1300	4x4	8" - 10"
FB-30	30" Flat Basket	25	1300	4.25x4.5	10" - 12"
FB-36	36" Flat Basket	25	1300	5x5	14" - 18"
FB-42	42" Flat Basket	25	1300	5.5x5.75	20" - 24"
FB-48	48" Flat Basket	25	1300	7x7	24" - 28"
FB-54	54" Flat Basket	25	1300	8x8	30" - 36"



Windmill Flat Design

- Three loops for economy
- Saves time and weight
- Convenience added at no extra cost!

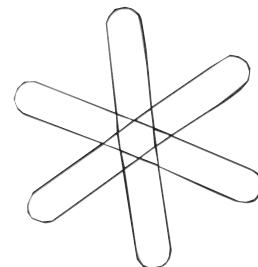
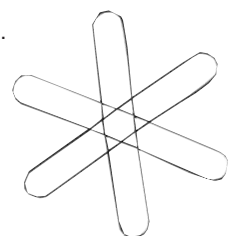


	Loops	Windmill Span	Replaces Basket Size	Burlap Size
FB-20-3LOOP	3	20"	16"	36"
FB-27-3LOOP	3	27"	18"	40"
FB-40-3LOOP	3	40"	hand dug	-

6-Loop Flat Baskets

Folds neatly around the root ball when hand digging. Easier to use and less expensive than conventional wire baskets.

	Windmill Span	Replaces Basket Size	Burlap Size
FB24-6LOOP	24"	NONE	-
FB28-6LOOP	28"	NONE	36/40"
FB29-6LOOP	29"	16"	36/40"
FB34-6LOOP	34.5"	18"	40/45"
FB35-6LOOP	35.5"	20" OR 22"	45/48"
FB36-6LOOP	36.5"	22" OR 24"	48/54"
FB44-6LOOP	44.5"	24" OR 26"	54"
FB46-6LOOP	46.5"	28" OR 30"	60"
FB48-6LOOP	48.5"	32" OR 38"	72"
FB56-6LOOP	56"	36" OR 40"	80"
FB60-6LOOP	60"	NONE	80/90"



Pinning Nails



Highly polished, sharp-pointed nursery nails slip easily through burlap and hold tight! 2-1/4" long. 50 lb/box
NAILS-14 (14 Gauge)

Hog Ring Tools and Staples

Speedy "One-Hand" operation in wrap around fastening

HRP	#7 Hog Ring Pliers
HRS	Hog Ring Staples (manual) 2500/box
HRS-P	Hog Ring Staples (pneumatic) 11,000/cs



Sisal Twine

Available per box or 10 boxes/bale

1PLY	1 Ply Plain Sisal
2PLY	2 Ply Plain Sisal
3PLY	3 Ply Plain Sisal
4PLY	4 Ply Plain Sisal
1PLYT	1 Ply Treated Sisal
2PLYT	2 Ply Treated Sisal
3PLYT	3 Ply Treated Sisal
4PLYT	4 Ply Treated Sisal



MANY ENDS 100 lb/roll

SISAL-MANY ENDS	1 Ply Many Ends
SISAL-MANY ENDS-2	2 Ply Many Ends
SISAL-MANY ENDS-3	3 Ply Many Ends

Sisal Rope

1/4" SISAL 1/4" x 1500 ft. 36 rolls/pallet

Hollow Braid Rope

PR1/4	1/4" x 1000'
PR3/8	3/8" x 1000'
PR1/2	1/2" x 1000'

Christmas Tree Baler Twine

(8) 5 lb. rolls per carton

POLY1250-B	1250 Blue X-mas Poly Twine
POLY1500-G	1500 Green X-mas Poly Twine

Binder Twine

(10) 5 lb. rolls per carton

1PLY BINDER	1 Ply Binder Twine
-------------	--------------------

Baler Twine

• 20 lb. coil • 2 coils/bale

7200 SISAL	7200 Sisal Baler Twine
9000 SISAL	9000 Sisal Baler Twine

Poly Twine

Available per box or 4 boxes/case

• Long Life • Will Not Rot • Extra Strong

POLY235-G	235 Poly Twine - 1 Ply Green
POLY350	350 Poly Twine - 1 Ply
POLY450	450 Poly Twine - 1 Ply
POLY550	550 Poly Twine - 1 Ply
POLY550-2	550 Poly Twine - 2 Ply
POLY550-3	550 Poly Twine - 3 Ply
POLY650	650 Poly Twine - 1 Ply
POLY650-MEC	650 Poly Twine - Many Ended
POLY850	850 Poly Twine - 1 Ply
POLY1050	1050 Poly Twine - 1 Ply



Super-Strong Nylon Strapping

MT-5/8" 5/8" Strapping Tape
100 ft/lb 40/Pallet

2" STRAPPING
2" Nylon Strapping • 25 ft/lb

Burlap Socks

Cut and sewn to fit Cherokee wire baskets: Designed to save you time!

Fitted Socks - Heavy Treated

Stock Code	Size/Description	# Per Bale
FS-24T	24" FITTED SOCK TREATED	250
FS-28T	28" FITTED SOCK TREATED	250
FS-32T	32" FITTED SOCK TREATED	250
FS-36T	36" FITTED SOCK TREATED	250
FS-40T	40" FITTED SOCK TREATED	250
FS-44T	44" FITTED SOCK TREATED	250

Clegg Socks - Heavy Treated

Stock Code	Size/Description	# Per Bale
CS-20T	20" CLEGG SOCK HVY TRT	250
CS-22T	22" CLEGG SOCK HVY TRT	250
CS-24T	24" CLEGG SOCK HVY TRT	250
CS-28T	38" CLEGG SOCK HVY TRT	250
CS-32T	32" CLEGG SOCK HVY TRT	250

Fitted Socks with Drawstrings - Heavy Treated

Stock Code	Size/Description	# Per Bale
FS-24TW/S	24" FITTED SOCK TREATED W/STRINGS	250
FS-28TW/S	28" FITTED SOCK TREATED W/STRINGS	250
FS-32TW/S	32" FITTED SOCK TREATED W/STRINGS	250
FS-36TW/S	36" FITTED SOCK TREATED W/STRINGS	250
FS-40TW/S	40" FITTED SOCK TREATED W/STRINGS	250
FS-44TW/S	44" FITTED SOCK TREATED W/STRINGS	250

Clegg Socks - Standard Treated

Stock Code	Size/Description	# Per Bale
CS-207T	20" CLEGG SOCK STD TRT	250
CS-247T	24" CLEGG SOCK STD TRT	250
CS-287T	28" CLEGG SOCK STD TRT	250
CS-327T	32" CLEGG SOCK STD TRT	250

Burlap Liners

Folded and then sewn on one side: An economical alternative to Socks

Burlap Liners - Standard Plain

Stock Code	Burlap Size/Description	#/Bale	#/Pallet
LI-207P	20" Liner Std. Plain - 30 x 36	250	2000
LI-227P	22" Liner Std. Plain - 36 x 36	250	2000
LI-247P	24" Liner Std. Plain - 36 x 40	250	1500
LI-267P	26" Liner Std. Plain - 40 x 40	250	1500
LI-287P	28" Liner Std. Plain - 45 x 45	250	1500
LI-327P	32" Liner Std. Plain - 48 x 50	250	1000
LI-367P	36" Liner Std. Plain - 54 x 54	250	1000
LI-407P	40" Liner Std. Plain - 60 x 60	250	750
LI-447P	44" Liner Std. Plain - 72 x 72	250	500
LI-507P	50" Liner Std. Plain - 72 x 80	250	500
LI-607P	60" Liner Std. Plain - 85 x 90	250	500

Burlap Liners - Heavy Plain

Stock Code	Burlap Size/Description	#/Bale	#/Pallet
LI-2410P	24" Liner Heavy Plain - 36 x 40	250	1500
LI-2610P	26" Liner Heavy Plain - 40 x 40	250	1500
LI-2810P	28" Liner Heavy Plain - 45 x 45	250	1000
LI-3010P	30" Liner Heavy Plain - 45 x 50	250	1000
LI-3210P	32" Liner Heavy Plain - 48 x 50	250	1000
LI-3610P	36" Liner Heavy Plain - 54 x 54	250	750
LI-4010P	40" Liner Heavy Plain - 60 x 60	250	750
LI-4410P	44" Liner Heavy Plain - 72 x 72	250	500
LI-5010P	50" Liner Heavy Plain - 72 x 80	250	500
LI-5410P	54" Liner Heavy Plain - 80 x 80	250	500
LI-6010P	60" Liner Heavy Plain - 85 x 90	250	500
LI-7010P	70" Liner Heavy Plain - 108 x 108	100	300
LI-8010P	80" Liner Heavy Plain - 120 x 120	100	300
LI-9010P	90" Liner Heavy Plain - 135 x 135	100	300

Burlap Liners - Standard Treated

Stock Code	Burlap Size/Description	#/Bale	#/Pallet
LI-187T	18" Liner Std. Treated - 30 x 30	250	2000
LI-207T	20" Liner Std. Treated - 30 x 36	250	2000
LI-227T	22" Liner Std. Treated - 36 x 36	250	2000
LI-247T	24" Liner Std. Treated - 36 x 40	250	1500
LI-267T	26" Liner Std. Treated - 40 x 40	250	1500
LI-28S7T	28" Liner Std. Treated - Short - 40 x 45	250	1500
LI-287T	28" Liner Std. Treated - 45 x 45	250	1500
LI-307T	30" Liner Std. Treated - 45 x 50	250	1000
LI-327T	32" Liner Std. Treated - 48 x 50	250	1000
LI-347T	34" Liner Std. Treated - 54 x 50	250	1000
LI-367T	36" Liner Std. Treated - 54 x 54	250	1000
LI-367TE	36" Liner Std. Trt - Extended - 54 x 60	250	1000
LI-407T	40" Liner Std. Treated - 60 x 60	250	750
LI-447T	44" Liner Std. Treated - 72 x 72	250	500
LI-507T	50" Liner Std. Treated - 72 x 80	250	500
LI-607T	60" Liner Std. Treated - 85 x 90	250	500
LI-707T	70" Liner Std. Treated - 108 x 108	250	200
LI-807T	80" Liner Std. Treated - 120 x 120	100	200

Burlap Liners - Heavy Treated

Stock Code	Burlap Size/Description	#/Bale	#/Pallet
LI-1810T	18" Liner Heavy Treated - 30 x 30	250	2000
LI-2010T	20" Liner Heavy Treated - 30 x 30	250	2000
LI-2210T	22" Liner Heavy Treated - 36 x 36	250	2000
LI-2410T	24" Liner Heavy Treated - 36 x 40	250	1500
LI-2610T	26" Liner Heavy Treated - 40 x 40	250	1500
LI-28S10T	28" Liner HVT TRT - Short - 40 x 45	250	1000
LI-2810T	28" Liner Heavy Treated - 45 x 45	250	1000
LI-3010T	30" Liner Heavy Treated - 45 x 50	250	1000
LI-3210T	32" Liner Heavy Treated - 48 x 50	250	1000
LI-3410T	34" Liner Heavy Treated - 54 x 50	250	1000
LI-3610T	36" Liner Heavy Treated - 54 x 54	250	750
LI-3610TE	36" Liner HVY TRT Extended - 54 x 60	250	750
LI-4010T	40" Liner Heavy Treated - 60 x 60	250	750
LI-4010TE	40" Liner HVY TRT Extended - 66 x 66	250	750
LI-4410T	44" Liner Heavy Treated - 72 x 72	250	500
LI-5010T	50" Liner Heavy Treated - 72 x 80	250	500
LI-5410T	54" Liner Heavy Treated - 80 x 80	250	500
LI-6010T	60" Liner Heavy Treated - 85 x 90	250	500
LI-7010T	70" Liner Heavy Treated - 108 x 108	100	300
LI-8010T	80" Liner Heavy Treated - 120 x 120	100	200
LI-9010T	90" Liner Heavy Treated - 135 x 135	100	200



Burlap Squares

Burlap Squares - Standard Plain

Stock Code	Burlap Size/Description	#/Bale	#/Pallet
SQ-287P	28" Square Standard Plain	500	5000
SQ-307P	30" Square Standard Plain	500	5000
SQ-327P	32" Square Standard Plain	500	5000
SQ-367P	36" Square Standard Plain	500	4000
SQ-407P	40" Square Standard Plain	500	4000
SQ-457P	45" Square Standard Plain	500	3000
SQ-487P	48" Square Standard Plain	500	2000
SQ-547P	54" Square Standard Plain	500	1500
SQ-607P	60" Square Standard Plain	500	1500
SQ-667P	66" Square Standard Plain	500	1000
SQ-727P	72" Square Standard Plain	500	1000
SQ-807P	80" Square Standard Plain	500	1000
SQ-907P	90" Square Standard Plain	250	500
SQ-967P	96" Square Standard Plain	250	500
SQ-1087P	108" Square Standard Plain	250	500

Burlap Squares - Heavy Plain

Stock Code	Burlap Size/Description	#/Bale	#/Pallet
SQ-3610P	36" Square Heavy Plain	500	4000
SQ-4010P	40" Square Heavy Plain	500	4000
SQ-4510P	45" Square Heavy Plain	500	3000
SQ-4810P	48" Square Heavy Plain	500	2000
SQ-5410P	54" Square Heavy Plain	500	1500
SQ-6010P	60" Square Heavy Plain	500	1500
SQ-6610P	66" Square Heavy Plain	500	1000
SQ-7210P	72" Square Heavy Plain	500	1000
SQ-8010P	80" Square Heavy Plain	500	1000
SQ-9010P	90" Square Heavy Plain	250	500
SQ-9610P	96" Square Heavy Plain	250	500
SQ-10810P	108" Square Heavy Plain	250	500
SQ-12010P	120" Square Heavy Plain	250	500

Burlap Squares - Standard Treated

Stock Code	Burlap Size/Description	#/Bale	#/Pallet
SQ-287T	28" Square Standard Treated	500	5000
SQ-307T	30" Square Standard Treated	500	5000
SQ-327T	32" Square Standard Treated	500	5000
SQ-367T	36" Square Standard Treated	500	4000
SQ-407T	40" Square Standard Treated	500	4000
SQ-457T	45" Square Standard Treated	500	3000
SQ-487T	48" Square Standard Treated	500	2000
SQ-547T	54" Square Standard Treated	500	1500
SQ-607T	60" Square Standard Treated	500	1500
SQ-667T	66" Square Standard Treated	500	1000
SQ-727T	72" Square Standard Treated	500	1000
SQ-807T	80" Square Standard Treated	500	1000
SQ-907T	90" Square Standard Treated	250	500
SQ-967T	96" Square Standard Treated	250	500
SQ-1087T	108" Square Standard Treated	250	500

Burlap Squares - Heavy Treated

Stock Code	Burlap Size/Description	#/Bale	#/Pallet
SQ-3010T	30" Square Heavy Treated	500	5000
SQ-3210T	32" Square Heavy Treated	500	5000
SQ-3610T	36" Square Heavy Treated	500	4000
SQ-4010T	40" Square Heavy Treated	500	3000
SQ-4510T	45" Square Heavy Treated	500	2000
SQ-4810T	48" Square Heavy Treated	500	2000
SQ-5410T	54" Square Heavy Treated	500	1500
SQ-6010T	60" Square Heavy Treated	500	1000
SQ-6610T	66" Square Heavy Treated	500	1000
SQ-7210T	72" Square Heavy Treated	500	1000
SQ-8010T	80" Square Heavy Treated	500	1000
SQ-9010T	90" Square Heavy Treated	250	500
SQ-9610T	96" Square Heavy Treated	250	500
SQ-10810T	108" Square Heavy Treated	250	500
SQ-12010T	120" Square Heavy Treated	250	500

Burlap Rolls *Available in 250 yard and 100 yard lengths: You cut to the size you need!*

Width/Length	Standard Plain Stock Code	Standard Treated Stock Code	#/Pallet	Width/Length	Standard Plain Stock Code	Standard Treated Stock Code	#/Pallet
30" x 100 Yards	RO-307P	RO-307T	6	30" x 250 Yards	RO-307P250	RO-307T250	6
36" x 100 Yards	RO-367P	RO-367T	6	36" x 250 Yards	RO-367P250	RO-367T250	6
40" x 100 Yards	RO-407P	RO-407T	6	40" x 250 Yards	RO-407P250	RO-407T250	6
45" x 100 Yards	RO-457P	RO-457T	5	45" x 250 Yards	RO-457P250	RO-457T250	5
48" x 100 Yards	RO-487P	RO-487T	5	48" x 250 Yards	RO-487P250	RO-487T250	5
54" x 100 Yards	RO-547P	RO-547T	5	54" x 250 Yards	RO-547P250	RO-547T250	5
60" x 100 Yards	RO-607P	RO-607T	5	60" x 250 Yards	RO-607P250	RO-607T250	5
72" x 100 Yards	RO-727P	RO-727T	5	72" x 250 Yards	RO-727P250	RO-727T250	5

Burlap Bales

- 1000 and 2000 yard bales
- Available in Standard or Heavy Weight
- Available in a variety of widths

Call for More Information



Woven Ground Cover Liners

Black woven fabric basket liner ideal for root protection when transplanting for out-of-season tree sales. Also useful as a burlap life extender in holding areas.

Available in sizes:

32" x 32"	48" x 48"	80" x 80"
36" x 36"	54" x 54"	90" x 90"
40" x 40"	60" x 60"	100" x 100"
45" x 45"	72" x 72"	

Custom Sizes Also Available!




Felt Tree Wrap

Soft protection. Color and thickness varies.
Easy application. Excellent for field and shipping.

NWS1836 18" x 36" Non-Woven Tree Wrap

NWSW1836 18" x 36" White Non-Woven Tree Wrap



Used Cocoa Bean Bags

Inexpensive but effective tree trunk protection.
Use in the field or when loading trucks to protect
trunks from rodent and scraping damage. Sold
per bale of mixed jute and sisal bags.
Approx. 27" x 35" dimensions.
Approx. 300-350 bags/bale.

COCO BAGS

MAX TAPENER®

One squeeze of the handle stretches the tape between
the jaws ready to wrap around the stem and support.
A second squeeze staples the tape firmly and cuts it off
neatly. The tapener is then ready to continue tying. Easy-
simple operation!

TF-MAXGUN (HTB2)

Max Tapener

TG-BLADE

Blades (3/pkg)

TG-STAPLES

Staples (5000/box)



Heavy Duty Tying Tape:

TT1/2" 1/2" Green Tie Tape .06 mil 200 ft Roll

TT1" 1" Green Tie Tape .08 mil 150 ft Roll



Wire Twisters

CRIMP

Straight "T"
Style
Approx.
15.75" handle

All steel with 24"
handle. Comfort grip.
CRIMP-TL

Combination "T"
and J-Hook Styles
CRIMP-COMBO

Wood Stakes

High grade oak stakes have pencil points for easy
driving. Use to assemble your own silt fence, staking
hay bales, perimeter markers, etc.
Packed 25 stakes per bundle.



Item Code	Description	Weight Ea/Bundle
2' WEDGE POINT	2' 1 1/4" Nominal Wood Stakes	1.2/30
3' WEDGE POINT	3' 1 1/4" Nominal Wood Stakes	1.8/45
4' WEDGE POINT	4' 1 1/4" Nominal Wood Stakes	2.4/60
5' WEDGE POINT	5' 1 1/4" Nominal Wood Stakes	3/75
6' WEDGE POINT	6' 1 1/4" Nominal Wood Stakes	3.6/90

T Posts

Made of steel and used in place of the wood stakes for silt fence

Item Code	Description	Weight
MP-4	4' Metal T-Post	94/1600

BAMBOO

Natural Bamboo


		M/M	#/Bale
BN0206	2' x 1/4"	6/8	1000
BN0208	2 1/2' x 3/8"	8/10	500
BN0308	3' x 3/8"	8/10	500
BN0408	4' x 3/8"	8/10	500
BN0412	4' x 1/2"	12/14	100
BN0512	5' x 1/2"	12/14	100
BN0612	6' x 1/2"	12/14	100
BN0618	6' x 3/4"	18/20	100
BN0712	7' x 1/2"	12/14	100
BN0718	7' x 3/4"	18/20	100
BN0818	8' x 3/4"	18/20	50
BN0824	8' x 1"	24/26	50
BN1026	10' x 1"	26/28	25
BN1030	10' x 1-3/8"	30/35	25
BN1228	12' x 1-1/4"	28/30	25
BN1230	12' x 1-3/8"	30/35	25
BN1540	15' x 2"	40/45	15

Installs faster and at a fraction of the cost of other systems!

- Nearly 3 times faster to install than lodge poles
- Requires no special tools
- Tension buckles eliminate the need for turnbuckles

The indestructible arrowhead anchor is driven into the ground using a 1/2" pipe and sledge hammer.

Easy to set cam locks allow for fast, worry-free tensioning of the soft, non-girdling UV resistant guy lines.



ARBORBRACE TREE KITS (3 braces/kit)

	Tree Caliper	Anchor Style
ATG-R	2-4"	Nylon
ATG-HD	2-4"	Aluminum
ATG-JHD	6-7"	Jumbo Aluminum

25 kits of the same style = Free Shipping!

ARBORBRACE TREE-TIE WEBBING

Durable UV-coated tree-tie webbing is the choice of landscapers. Approximately 900# break strength. The olive drab color to blend into the landscape. Approx 3/4" wide polypropylene. A wide variety of lengths is available from 150 ft to 3000 ft.



**Call Your
Sales Representative
for Information
and Availability!**

Fiberglass Plant Stakes

- Maintenance free
- Strong and durable
- Will not crack, chip or flake

FS-8x3/8	8' x 3/8"
FS-8x1/2	8' x 1/2"
FS-8x11/16	8' x 11/16"
FS-10x11/16	10' x 11/16"
FS-12x11/16	12' x 11/16"



TOOLS

King of Spades™ Ultimate Spades

Long, tapered cutting edge is applied before heat treating to provide a blade edge that resists dents and nicks. The cutting edge is virtually self-sharpening during use. The main shank is zinc plated aircraft tubing which makes it super strong, rust resistant, smooth and lightweight.

Includes (1) foot pad.

KS-13 13" Blade

KS-15 15" Blade

King of Spades™ Long Handle Spade

Same exceptional quality as the short handle spades. One foot-pad included.

KSLHS 12" Blade

King of Spades® Dura-Rake™

All steel construction from aircraft quality steel. Heat treated for ultimate strength and durability. The handle is crafted from aircraft quality tubing to last longer.

KS-RAKE 18 18" Head

All-Purpose Knife

Small yet strong. 2-1/4" blade. 3-1/2" handle.

KNIFE-53567

Light Grafting/Pruning Knife

2-1/4" blade. 4" handle. **KNIFE-53569**



ARS™ uses the finest quality steel, hardens it with a special process, precision grinds the cutting edges and then hard-chrome plates the blade to resist corrosion.

Lighter Duty Pruner

Tough, handy pruning shear ideal for smaller hands and lighter jobs! **Pruner Light (130DXR)**

ARS™ Wreath Shears

Preferred by professionals. 7" length. **HP-300L**

Quality at an economical price. High carbon steel blades. Quality aluminum die-cast body **HPK-KS4**

Blades are tempered for a sharpness that doesn't chew, crush or slip. Even on Juniper and other resinous plants!

Regular Blade/Short Handle

Excellent for shaping or wherever tight quarters limit movement. Overall length: 22". Sheath included.

OK0215

Regular Blade/Long Handle

The longer blade and handle length make big or little trimming jobs fast and easy. 30" overall length. Sheath included.

OK0205



The Original Bypass Pruner

Unchanged for over forty years. Solid-forged metal alloy handles with a precision hardened cutting blade. **FELCO 2**

Light, Compact Pruner

Designed for those with smaller hands or needing a lighter pruner. **FELCO 6**

Ergonomic Pruner

Top of the range ergonomic pruner. **FELCO 8**

Left-Hand Top of the Line

Left-hander's version of the **FELCO 8** with all the same features. **FELCO 9**

OKATSUNE Shears



Superior blade angle engineering is the key behind smooth, clean cuts which prevent crushing of plant stock. Features the same high quality forged, quenched and tempered steel and the long lasting sharpness expected from Japanese steel.

OK0101 7" overall length

OK0103 8" overall length

Pine Needle Shear

Ideal wherever precise control and very clean cuts are required.

Length: 7.5". 1-7/8" pointed blade.

OK0207

Pointed Tip Thinning Shear

Great for repetitive clean, no crush cuts. 7.5" overall length

OK0304B

Round Tip Thinning Shear

Round tip creates a slightly stiffer blade than the **OK0304** model.

Length 7.5"
OK0306

Heavy gauge steel blades make a clean cut throughout the entire blade length. The serrated cutting edge at the joint firmly grips a swaying branch. Cutting capacity up to 15mm.

BAHCO P51 23" overall length

BAHCO P51H 29" overall length

Telescoping Hedge Shears

Hard-chromed plated blades. Handles extend from 29" to 41.5"

HEDGE-K900Z



Haviland Containers

The container you can rely on for durability and performance
The heaviest blow-molded containers in the industry

The Scalloped Top Ring holds the container shape better, reducing trunk damage and preventing creases and bends in the container. This leads to less chance of side collapse during shipment and higher product shipping densities. Overall shipping costs are reduced by using less protective packaging material. Worker hand and wrist injuries may also be reduced.

Rounded Top Rim means less damage during shipping.

Multiple handle grips makes the smaller containers easier to pick up and empty containers easier to handle.

Radiused stiffening rings result in reduced labor in preparing the product for shipping.

Stepped Tapered Body: trees are removed easily with less labor/damage.

Higher capacity drainage areas promotes better root growth, reduces the chance of disease and prevents product damage.

Corrugated Base Channel reduces the chance of bottom warping.

A minimum order of 8 pallets is required for truckload pricing

Item	Top Dia. x Hgt.	Description	Gal Size	Cu. Inches	Liters	Cont./Cubic Yard	Qty/Bundle	Qty/Pallet
HAV-400	12 x 10.25	4 Gallon Trade	3.58	827	13.55	56.42	70	2,240
HAV-500	12 x 11	5 Gallon Trade	4.02	929	15.22	50.24	70	2,240
HAV-700	14 x 11.5	7 Gallon Trade	6.08	1404	23.02	33.23	60	1,440
HAV-1000	16.5 x 14.75	10 Gallon Trade	10.67	2465	40.39	18.93	10	560
HAV-1500	18.2 x 16	15 Gallon Trade	13.66	3155	51.71	14.79	10	480
HAV-2000	20 x 17	20 Gallon Trade	20.04	4629	75.86	10.08	10	390
HAV-2500	24 x 18	25 Gallon Trade	27.50	6353	104.1	7.34	10	300
HAV-4500	30 x 20	45 Gallon Trade	47.15	10892	178.48	4.28	BULK	62
HAV-6500	32 x 21	65 Gallon Trade	62.00	14322	234.7	3.26	BULK	62
HAV-10000	38 x 24.5	100 Gallon Trade	97.17	22446	367.83	2.08	BULK	62
HAV-20000	48 x 27.5	200 Gallon Trade	176.55	40783	668.31	1.14	BULK	40
HAV-30000	58 x 28	300 Gallon Trade	266.02	61451	1007	0.76	BULK	30
HAV-PK1020	10.6 x 20	Pecan Can	6.06	1400	22.94	33.33	20	960

Standard Squat Series: Blow Molded Containers

Item	Top Dia. x Hgt.	Description	Gal Size	Cu. Inches	Liters	Cont./Cubic Yard	Qty/Bundle	Qty/Pallet
HAV-300S	12 x 8	3 Gallon Squat	3.09	714	11.7	65.36	70	2,240
HAV-500S	14 x 10	5 Gallon Squat Full	5.00	1155	18.93	40.39	60	1,440
HAV-700S	16 x 11	7 Gallon Squat	7.82	1806	29.6	25.83	10	720
HAV-1000S	17.8 x 12	10 Gallon Squat Trade	10.49	2423	39.71	19.25	10	640
HAV-1500S	20 x 13	15 Gallon Squat Trade	14.33	3310	54.24	14.09	10	300
HAV-2000S	24 x 13.25	20 Gallon Squat Trade	20.35	4701	77.03	9.93	10	320
HAV-3500S	28 x 15	35 Gallon Squat Trade	34.00	7854	128.7	5.94	BULK	62
HAV-6500S	35.5 X 17.5	65 Gallon Squat	65.84	15209	249.23	3.07	BULK	55
HAV-10000S	42.5 x 19	100 Gallon Squat Trade	99.94	23086	378.31	2.02	BULK	50
HAV-20000S	51 x 24	200 Gallon Squat Trade	175.07	40441	662.71	1.15	BULK	35



High Performance Series: Thermoformed Containers

- Rolled lip: Easier to carry and less damage to the plant during transportation
- Fluted bottom: Flutes make a stronger bottom for stacking
- Extra drain holes: Better drainage with no standing water
- Bottom drain holes: More attractive look and reduces weed growth vs. side holes
- Strong container lip: Easier to work with filling container in production, better for stacking plants for shipment. Allows for the use of potting dispensers at potting and for the use of automated equipment in moving plants around the nursery



Item	Top Dia. x Hgt.	Description	Gal Size	Cu. Inches	Liters	Cont./Cubic Yard	Qty/Bundle	Qty/Pallet
HAV-HP075	6.5 x 6.6	1 Gallon Trade	2.50 Qts	148	2.37	315.24	135	14,040
HAV-HP100	8 x 6.87	1 Gallon Full	1.00	231	3.78	201.97	140	9,800
HAV-HP175	9 x 8.5	2 Gallon Trade	1.50	365	5.68	127.83	135	7,290
HAV-200	9.75 x 9.13	2 Gallon Full	2.00	462	7.57	100.99	120	6,000
HAV-275	10.1 x 9.31	10" Foliage	2.25	520	8.52	89.72	100	4,600
HAV-HP300	11 x 9.69	3 Gallon Full	3.00	693	11.35	67.32	90	3,600

High Performance Squat Series: Also referred to as mum pans

Item	Top Dia. x Hgt.	Description	Gal Size	Cu. Inches	Liters	Cont./Cubic Yard	Qty/Bundle	Qty/Pallet
HAV-HP8M	8 x 5	1 Gallon Squat	.78	180	2.93	259.2	150	10,500
HAV-HP10M	10.75 x 7.85	2 Gallon Squat	2.25	520	8.52	89.72	125	5,000
HAV-HP12M	11.75 x 8.08	3 Gallon Squat	2.80	647	10.60	72.11	115	3,680

STRONGHOLD™ WREATH RINGS

Single & Double Rail Clamp

Stock Code	Size	Wire Gauge	Qty/Bundle	Weight/Bundle	Qty/Pallet	Weight/Pallet
SRC-06	6" SRC	10	50	8	3200	510
SRC-08	8" SRC	10	50	11	3200	670
SRC-10	10" SRC	10	50	13	4800	1300
SRC-108	10"/8 SRC	10	50	11	4800	1100
SRC-109	10"/9 SRC	10	50	12	4800	1150
SRC-11/9	11"/9 SRC	10	50	12	4800	1152
SRC-12	12" SRC	10	50	16	3600	1150
SRC-1210	12"/10 SRC	10	50	14	3600	1050
SRC-14	14" SRC	10	50	19	2400	915
SRC-16	16" SRC	8	50	25	2100	1050
SRC-18	18" SRC	6	50	34	1400	955
SRC-20	20" SRC	6	50	38	1400	1065
SRC-2016	20"/16 SRC	6	50	38	1400	1065
SRC-24	24" SRC	5	25	26	900	935
SRC-2420	24"/20 SRC	5	25	26	900	935
SRC-30	30" SRC	1/4"	10	17	300	510
DRC-36	36" DRC	5	10	28	250	700
DRC-48	48" DRC	5	10	38	200	760
DRC-54	54" DRC	1/4"	5	23	100	230
DRC-60	60" DRC	5/16"	5	27	100	270

Double Rail Flat

Stock Code	Size	Wire Gauge	Qty/Bundle	Weight/Bundle	Qty/Pallet	Weight/Pallet
DRF-20	20" DRF	10	25	13 lbs.	1000	525
DRF-24	24" DRF	10	25	16	1000	640
DRF-30	30" DRF	8	25	28	500	520
DRF-36	36" DRF	6	10	18	200	365
DRF-48	48" DRF	5	10	29	200	580
DRF-60	60" DRF	1/4"	5	28	100	540
DRF-72	72" DRF	1/4"	5	33	100	667

Specialty Items

Stock Code	Size & Description	Gauge	Qty/Bundle	Weight/Bundle
CS-18	18" SWAG	10	10	3
CM-36	36" MANTLE	6	10	4
CGB-24	24" GRAVE BLANKET	6	10	14
CGB-36	36" GRAVE BLANKET	5	10	20
CGB-48	48" GRAVE BLANKET	5	5	18
CCC-18	18" CLAMP CANDY CANE	6	10	4
CCC-24	24" CLAMP CANDY CANE	5	10	5
CC-18	18" CLAMP CROSS	8	10	4
CC-24	24" CLAMP CROSS	8	10	5
CC-30	30" CLAMP CROSS	5	10	7
CSTR-24	24" CLAMP STAR	6	10	18
CT-27	27" CLAMP X-MAS TREE	5	10	10
CB-18	18" CLAMP BELL	6	10	10
CH-18	18" CLAMP HEART	6	10	6

Tying Wire


WREATH/GARLAND WIRE:

WGW265-BLA	5 lb spools	26 Gauge
WGW261-BLA	1 lb spools	26 Gauge
WGW2205-BLA	1/2 lb spools	22 Gauge



- Top quality rings and forms
- Maximum strength wire
- Strong welds
- Competitive pricing
- Fast service and delivery

What you've come to expect from Cherokee!


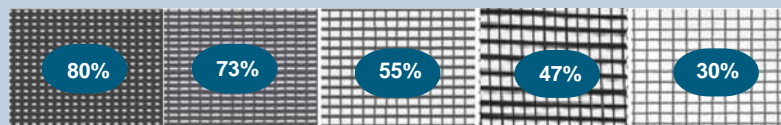




Woven Shade Cloth

Our woven shade cloth is made of 100% polypropylene monofilament and is UV stabilized to last during the hottest environments.

Item Code	Description	Standard Widths
SP30	30% Woven	6', 10' & 12'
SP47	47% Woven	6', 10' & 12'
SP55	55% Woven	6', 10' & 12'
SP63	63% Woven	6', 10' & 12'
SP73	73% Woven	6', 10' & 12'
SP80	80% Woven	6', 10' & 12'



Custom Sizes Available

Please contact your sales representative and we will gladly figure out a custom quote for you on your custom piece!



Knitted Shade Cloth

The lock stitch construction resists tears, rips and fraying. Knitted Shade Cloth is 20 – 25% lighter than Woven Shade Cloth. It can be cut on site and will not unravel. UV stabilized for long life. Taping of the edges is not required because of the lock stitch construction.

Item Code	Description	Weight/SqYd	Standard Widths
SPN30	30% Knitted	1.62	6', 20', 26' & 34'
SPN40	40% Knitted	1.71	6', 8', 12', 20', 26' & 34'
SPN50	50% Knitted	2.13	6', 8', 12', 20', 26' & 34'
SPN60	60% Knitted	2.42	6', 8', 12', 20', 26' & 34'
SPN70	70% Knitted	2.66	6', 12', 20', 26' & 34'



Poly Sheeting

Custom sizes available
Contact your local office for current availability

Factors to consider when choosing a greenhouse film:

Film Lifetime: Depends on where the film will be used and film characteristics such as UV-stabilizers and antioxidants that protect from the harmful effect of UV light and heat.

Light Transmission

Thermic Effect: Special additions can absorb the Infra-Red radiation to provide protection from frost and low temperature.

Disease Control Effect: Special disease control films can reduce the use of pesticides and work with other parameters, such as temperature and humidity, to help control diseases when used in conjunction with other suitable methods.

"Cooling Effect": Special types of films can reflect and/or absorb the Near Infra-Red (NIR) Radiation, the part of solar spectrum carrying most of the heat entering a greenhouse in day-time to reduce the heat inside the greenhouse during the day. In general, the higher the outside temperature, the larger is the temperature difference achieved by use of "cooling" films.

Anti-Mist Effect: A special anti-mist function reduces or prevents the formation of mist (fog) that is sometimes formed during dusk and dawn.

Anti-Drip Effect: Droplets formed at the inside surface of greenhouse films due to water-condensation have negative consequences on plant quality and growth, as they reduce light-transmission by 15-30% and increase the incidence of certain diseases. "Anti-dripping" films that contain special additives eliminate droplets and form instead a continuous thin layer of water running down the sides.

Light Diffusion: Reduces shadows, which ensures more uniform distribution of light in the greenhouse so that it reaches even the lower parts of the plants. Additionally, it prevents burnings and offers a moderate cooling effect.

Standard widths are:

Tubes: 12' 14' 16' 18' 20' 21' 24'

Sheets: 12' 14' 16' 18' 20' 21' 24' 28' 32' 36' 40' 42' 48'

Standard Lengths: 100' 110' 150'

Custom lengths: in 5' increments

Depending on the additives, most films are available .03 mil, .04 mil or .06 mil in white or clear



Frost / Winter Protection

Cherokee's Frost / Winter Protection Blankets are one of the most cost effective ways to protect your plants from frost damage. With proper care these polypropylene blankets will last for several seasons. Water and air easily passes through and the white color enables you to leave the blankets on during an unseasonably warm day. The degree of protection depends on which weight blanket you choose.

Light Weight Offers 6-8 degrees of protection

Item Code	Description	Weight	Square Yards
WP15300	15' x 300'	75	500

Medium Weight Offers 8-12 degrees of protection

Item Code	Description	Weight	Square Yards
WP315300	15' x 300'	110	500

Heavy Weight Offers 12-16 degrees of protection

Item Code	Description	Weight	Square Yards
WPH15300	15' x 300'	200	500



NON-WOVEN NEEDLE PUNCH

Constructed of 100% polypropylene, this landscape fabric offers excellent water permeability allowing for a high level of water to easily pass through the fabric. Excellent for use in drainage and filtration applications. Nonwoven geotextile fabrics are produced by needle punching staple fibers in

a random pattern to form a high strength, dimensionally stable fabric. The polypropylene fibers resist UV light deterioration and will not react with commonly found soil chemicals. The fabric is rot and mildew resistant, non-biodegradable and resistant to insect and rodent damage. Since these geotextiles provide a combination of strength and filtration, they are commonly used in french drains, subsurface drains, asphalt overlay and as support under pavers and roads. This lightweight fabric provides a long lasting, economical solution to many landscape applications.

RETAIL CASES

Item Code	Description	Rolls/Case	Case Weight
NW3350	3' x 50' 3.2 oz. Non Woven	12	54
NW33100	3' x 100' 3.2 oz. Non Woven	6	54

BULK ROLLS

Item Code	Description	Weight	Square Yards
NW3300	3' x 300' 3.2 oz. Non Woven	24	100
NW34300	4' x 300' 3.2 oz. Non Woven	33	133.33
NW35300	5' x 300' 3.2 oz. Non Woven	40	166.66
NW36300	6' x 300' 3.2 oz. Non Woven	48	200
NW38300	8' x 300' 3.2 oz. Non Woven	66	266.66
NW310300	10' x 300' 3.2 oz. Non Woven	80	333.33
NW312300	12' x 300' 3.2 oz. Non Woven	96	400
NW315300	15' x 300' 3.2 oz. Non Woven	120	500

POLYSPUN NON-WOVEN FABRICS



Constructed from 100% polyester, thermally bonded fibers. Not only are these fabrics recyclable, but they also contain up to 85% recycled fiber content. The unique design is easy to cut, maintains its shape and will not fray, providing unsurpassed quality and performance. Polyester also has built in UV inhibitors so if the material does get exposed to the sun, it will hold up longer than polypropylene. Provides excellent water permeability and is extremely puncture resistant.

The 3 oz. commercial grade fabric can last up to 20 years. Permits the flow of air, water and nutrients through to the soil while blocking light so weeds can't grow. Use for separation and drainage in areas such as retaining walls. Excellent weed control under decks and mulch beds. The spunbond polyester allows for a high rate of water to pass through while maintaining excellent filtration properties – perfect to wrap around drainage pipes and irrigation pipes which demand a high rate of water flow without clogging pipes. Use under patios and walkways for stability and durability.

STRONGHOLD PS300

By far one of the most versatile and cost effective fabrics on the market today. If you want one fabric that does it all, this is the one. Available in either gray or black.

RETAIL CASES

Item Code	Description	Rolls/Case	Case Weight
PG or PB 3350	3' x 50' 3 oz. Polyester	30	85
PG or PB 33100	3' x 100' 3 oz. Polyester	15	105
PG or PB 4100	4' x 100' 3 oz. Polyester	15	136
PG or PB 4200	4' x 200' 3 oz. Polyester	8	145

BULK ROLLS

Item Code	Description	Weight	Square Yards
PG or PB33300	3' x 300' 3 oz. Polyester	20	100
PG or PB34300	4' x 300' 3 oz. Polyester	27	133.33
PG or PB35300	5' x 300' 3 oz. Polyester	33	166.66
PG or PB36300	6' x 300' 3 oz. Polyester	40	200
PG or PB39300	9' x 300' 3 oz. Polyester	60	300
PG or PB312300	12' x 300' 3 oz. Polyester	80	400
PG or PB331500	15' x 300' 3 oz. Polyester	99	500



WOVEN NEEDLE PUNCH

The original landscape fabric that started it all. Easy to cut and install. This particular fabric starts out with a woven piece of fabric like the ground cover, and then the non woven (fuzzy) material is added. The non woven fabric's only function is to increase water permeability. Heat sealing (melting) the edges

prevents the fabric from fraying or unraveling. Since the fibers are synthetic and not natural, the material resists rotting and degradation. The black woven needle-punched fabric offers excellent strength and toughness with a high degree of UV resistance. Air and water flow through easily while weed growth is severely restricted. The black color prevents light penetration and the needle punching method of fabrication provides stability on slopes. Color stripes 12" apart allow for easy plant spacing and alignment. In most applications, the fabric should be placed fuzzy side down. This is especially true if weed control and soil stabilization are the primary goals. If mulch is to be used over the top of the fabric, place the fuzzy side up to help "hold" onto the mulch.

STRONGHOLD WNP410

This 4.1 oz fabric is identified mostly by the green stripes every 12"

RETAIL CASES

Item Code	Description	Rolls/Case	Case Weight
WNP4350	3' x 50'	20	98
WNP43100	3' x 100'	10	98
WNP44100	4' x 100'	10	126

BULK ROLLS

Item Code	Description	Weight	Square Yards
WNP43250	3' x 250'	25	83.33
WNP44250	4' x 250'	32	111.11
WNP45250	5' x 250'	39	138.88
WNP46250	6' x 250'	50	166.66
WNP48250	8' x 250'	64	222.22
WNP412250	12' x 250'	100	333.33

STRONGHOLD WNP475

This 4.75 oz fabric is identified mostly by the purple stripes every 12"

Item Code	Description	Weight	Square Yards
WNP53250	3' x 250'	28	83.33
WNP54250	4' x 250'	35	111.11
WNP55250	5' x 250'	42	138.88
WNP56250	6' x 250'	49	166.66
WNP58250	8' x 250'	70	222.22
WNP512250	12' x 250'	104	333.33

WOVEN GROUND COVER

Designed to be exposed to the sun, this fabric is made of 100% polypropylene and features a green stripe every 12" which can help keep your rows straight. This fabric is ideal for greenhouses, outdoor display areas or anywhere weed prevention is needed. It is also treated with extra UV inhibitors to last several years being exposed to direct sunlight.



STRONGHOLD GC320

RETAIL CASES

Item Code	Description	Rolls/Case	Case Weight
GC350	3' x 50'	85	30
GC3100	3' x 100'	105	15

BULK ROLLS

Item Code	Description	Weight	Square Yards
GC3300	3' x 300'	24	100
GC4300	4' x 300'	38	133.33
GC6300	6' x 300'	49	200
GC10300	10' x 300'	82	333.33
GC12300	12' x 300'	88	400
GC15300	15' x 300'	121	500

Temporary Erosion Control Blankets

Temporary blankets offer the ideal solution for rain fall/run off protection on shallow slopes and channel protection for low risk, low flow channels.

Jute Matting

This is the original form of erosion control blankets. Jute is basically burlap rope. It is 100% biodegradable and the time it takes to degrade depends on how much moisture is available. Conforms to slope contours and surface irregularities. Thousands of tiny "check" dams per square yard stabilize the surface soil on slopes. Easy to apply and excellent for road, drainage, landfill and backyard slopes.



Item Code	Description	Weight	Square Yards
JUTE MESH	4 ft x 225 ft roll.	90	100

Excelsior Blankets

Comprised of 100% Rocky Mountain Aspen, Excelsior achieves excellent erosion control by bonding with the soil surface when water is applied.

These fibers interlock design and adhere to one another protecting the soil surface. The open matrix and superior mulching allows for easy and rapid development of vegetation.



Excel R-1 Single Net

Item Code	Description	Weight	Square Yards
EXC-180'	4' x 180' Natural	65	80
EXC-90'	8' x 90' Natural	65	80
EXC4180	4' x 180' Green	65	80
EXCG890	8' x 90' Green	65	80

Straw Blankets

Constructed of certified weed free agricultural straw. Each blanket is manufactured to ensure a consistent thickness and distribution of fibers, allowing for excellent flexibility, moisture absorption and the ability to conform to the soil.



Item Code	Description	Weight	Square Yards
SB8112S	8' x 112.5' Single Net	50	100
SB8112D	8' x 112.5' Double Net	50	100

Sod Staples

Made of 11 gauge steel. Primarily used to secure landscape or construction fabrics, erosion control blankets and even drip irrigation pipe. Other gauges and sizes are available; please call for additional information.

Item Code	Description	Weight
6" SOD STAPLES	6" x 1" x 6" 1000 per case	40
8" SOD STAPLES	8" x 1" x 8" 500 per case	26

Safety Fence

Creates high visibility around hazardous areas or roadways. Available with wood stakes attached for easy installation or in bulk roll form.

Item Code	Description	Weight
SF4100	4' x 100' Woven Fence	8
SF410011	4' x 100' w/11 stakes (25 per pallet)	44/1100
SF43000	4' x 300' Woven Fencing	24

Multi Mesh MULE Tarps

Multi Mesh is recommended for most waste applications, tree hauling, landscape tarps, and throw tarps. It is the heaviest and strongest tarp that we make.

Custom Sizes Available

Please Contact Your Sales Representative for More Information



Item Code	Description
TTMM810	8' x 10' Multi Mesh
TTMM1012	10' x 12' Multi Mesh
TTMM1214	12' x 14' Multi Mesh
TTMM1220	12' x 20' Multi Mesh
TTMM1655	16' x 55' Multi Mesh



Mesh Tarps

A great multipurpose tarp made of a woven polypropylene material. We reinforced the edges and place grommets every 2 ft for easy securing.

Item Code	Description
SP6368	6' x 8' Mesh
SP63810	8' x 10' Mesh
SP631012	10' x 12' Mesh
SP631214	12' x 14' Mesh
SP631220	12' x 20' Mesh
SP631416	14' x 16' Mesh
SP631630	16' x 30' Mesh
SP631855	18' x 55' Mesh
SP632450	24' x 50' Mesh



No Snag Tarps

This tarp is an excellent choice for nurseries. The openings are very small so limbs and branches will not get caught in the fabric. We reinforced the edges and place grommets every 2 ft for easy securing.

Item Code	Description
TTTAN810	8' x 10' Tan No Snag
TTTAN1012	10' x 12' Tan No Snag
TTTAN1214	12' x 14' Tan No Snag
TTTAN1220	12' x 20' Tan No Snag
TTTAN1655	16' x 55' Tan No Snag



Rubber Tie-Downs (for tarps)

TIE DOWN-15	Rubber Tie Down - 15"
TIE DOWN-21	Rubber Tie Down - 22"
TIE DOWN	Rubber Tie Down - 30"



SILT FENCE

Silt Fence prevents sediments carried by sheet flow from leaving the site and entering natural drainage ways or storm drainage systems by slowing storm water runoff. Cherokee offers a wide variety of high quality woven geotextile silt fence fabrics in easily manageable 100' rolls or custom converting is available. Choose from a variety of styles and specifications to meet your needs. Our Landscaper, Professional and orange series are perfect for the non spec market. Our Mono/Mono series will meet or exceed most DOT specifications.

160 Landscaper Series

Item Code	Description	Weight
BULKSFEG3	36" Master Roll	-
	36" Converted	-
SFEG311	3' x 100' 11 1.25" Stake	32
SFEG313	3' x 100' 13 1.25" Stake	37

310 Professional Series

Item Code	Description	Weight
BULKSFPG3	36" Master Roll	-
	36" Converted	-
BULKSFPG4	48" Master Roll	-
	48" Converted	-
SFPG311	3' x 100' 11 1.25" Stake	33
SFPG313	3' x 100' 13 1.25" Stake	38

620 Mono/Mono Series

Item Code	Description
BULK SF 36"MM	36" Master Roll
	36" Converted

180 Orange Series

Item Code	Description
BULK O SF	36" Master Roll
	36" Converted
	3' x 100' 11 1.25" Stake
	3' x 100' 11 1.25" Stake



Field Fence

Use as a backing for silt fence for added strength

Item Code	Description	Weight
HW-32"	32" x 330' Field Fence	94
MP4-125	Metal Post 4' x 1.25" 400/Pallet	2180 lbs/pal



GeoGrid

Cherokee Manufacturing offers a full line of punched and drawn polypropylene geogrids. Geogrids can be used in base reinforcement applications to reduce aggregate base, extend roadway life, and reduce construction timelines. Punched and drawn geogrids offer superior junction strength and efficiency, thus achieving a more reliable aggregate interlock and stabilizing subbase sections more efficiently.

Item Code	Description
GRID1100	13.1 ft x 246 ft
GRID1200	13.1 ft x 164 ft

Call for Quotation on all Your Project Needs

We offer a variety of products and styles from landscaper grades to fabrics that meet or exceed DOT specifications

CONSTRUCTION FABRICS

WOVEN GEOTEXTILE



These heavier weight fabrics are designed for applications where higher strength, stability and performance is necessary. This fabric is one of the most commonly used geotextiles for road stabilization, ground stabilization and aggregate separation. Made of polypropylene, the geotextile is UV resistance as well as being resistant to commonly encountered soil chemicals, mildew and insects. Non-biodegradable. Polypropylene is stable within a pH range of 2 to 13, making it one

of the most stable polymers available for geotextiles today. This fabric is also useful for filtration purposes as it restricts the movement of soil particles, while allowing water to pass through. The fabric is also useful for erosion control as it helps hold the soil in place when used under gabions. Also useful for shoreline restoration.

Comparison and Specification sheets are available on our web site.

STRONGHOLD 200# Tensile

Meets or exceeds ISPI recommendations for driveways, patios, walkways and roads. This fabric is approved for ODOT Type B and D.

Measured by the tensile strength of the material.

Tensile strength is a basic indicator of relative strength.

Item Code	Description	Weight	Square Yards
GEO6108	6.25' x 108'	25	75
GEO12108	12.5' x 108'	50	150
GEO2022	12.5' x 432'	187	600
GEO17309	17.5' x 309'	187	600.83

NON-WOVEN GEOTEXTILE

This needle-punched nonwoven geotextile is constructed of 100% polypropylene staple fibers, which are formed into a random network for dimensional stability. The fabric resists ultraviolet deterioration, rotting, biological degradation and resists naturally encountered bases and acids.

Polypropylene is stable within a pH range of 2 to 13. Designed and manufactured primarily for construction applications, these fabrics are used in a variety of civil and environmental applications to separate aggregates, filter materials and provide a reliable foundation under specific areas. Engineered to offer high levels of permeability, these geotextiles are an ideal solution for separation, drainage, sediment control, cushioning and various other construction and road repair applications. These geotextiles have a random, three dimensional pore structure and are therefore highly water permeable. Converting is available. Comparison charts and specification sheets are available on our web site.



STRONGHOLD NW3.5 Weighs 3.5 oz.

Item Code	Description	Weight	Square Yards
NW43.512.5X360	12.5' x 360'	109	500
NW43.515X360	15' x 360'	131	600

STRONGHOLD NW4 Weighs 4 oz.

NW412.5360	12.5' x 360'	137	500
NW415360	15' x 360'	163	600

STRONGHOLD NW6 Weighs 6 oz.

NW612.5360	12.5' x 360'	200	500
NW615360	15' x 360'	200	500

STRONGHOLD NW8 Weighs 8 oz.

NW812.5360	12.5' x 360'	262	500
NW815300	15' x 300'	262	500





FIBC or Bulk Bags

Cherokee Manufacturing is a proud member of the FIBCA Association.

FIBC or Flexible Intermediate Bulk Bags are an industrial container made of flexible fabric and designed for storing/transporting dry, flowable products such as sand, fertilizer, etc. They are usually constructed from thick woven polyethylene or polypropylene, either coated or uncoated and normally measure around 45-45" in diameter and 35-80" in height depending on the specific end use need. Typically, a bulk bag will transport one metric ton of material while only weighing approx 5-7 lbs

itself. The bags usually are not water proof unless coated due to the woven nature of the fabrication. In general, the bags are recyclable if made of 100% virgin polypropylene. Bulk bags come in many sizes but generally in a U-Shape or Circular Shape.

FIBC's significantly improve labor force efficiency with their easy-fill and easy-empty characteristics. They eliminate the need to handle, slit and dispose of small 50 or 100 lb bags and will often empty directly into processing equipment. Most rigid or corrugated containers must be pre-assembled which a process not needed with bulk bags. Wood pallet usage is at a minimum if not eliminated. Most bulk bags empty with a minimum of dust and air contamination and save on storage space as they are totally collapsible. Since they are probably the least expensive means of packaging and transporting bulk products, FIBC's cut costs considerably. The durable, tough industrial fabrics used in making bulk bags protects products and ensures safe storage and shipping. Since a forklift does all the work, no special handling or equipment is needed.

FIBC's may be UV treated to protect them from breakdown especially during storage. The UV treatment is an additive to the resin during the extrusion process. Most FIBC's are considered single use containers unless they have a 6:1 SF (safety factor) which designates that the bags are rated to hold 6 times the amount of the bag's SWL (safe working load).

In general, Bulk Bags are a versatile and practical way of moving volume commodities. Smaller forklift equipment can be used to efficiently load and unload product. Bulk Bags generally use road transport and shipping container freight handling systems.

Available Bulk Bag Features Include:

- 1000 lb, 1500 lb 2250 lb, 3000 lb, 4000 lb SWL (SAFE WORKING LOAD)
- Baffle Style • Food Grade Production and Certification
- ISO Standard Safety Standard Certification
- Coated or uncoated • UV protective coating

SEED INDUSTRY USE:

Duffel or Spout Top/Spout Bottom:
2250 lb, 2500 lb, 3300 lb capacity

- 35" x 35" x 40"
- 35" x 35" x 43"
- 41" x 41" x 50" (with Baffles)



MINERAL INDUSTRY USE:

Duffel or Spout Top/Spout Bottom:
2250 lb, 2500 lb, 3000 lb capacity

Calcium and Bentonite:

- 38" x 38" x 53"
- (24" wide x 24" long bottom spout)

Calcium Silica:

- 35" x 35" x 45"

Rock/Sand:

- 35" x 35" x 50"

Duffel or Spout Top/Plain Bottom:

2250 lb, 2500 lb, 3300 lb capacity

- 35" x 35" x 35"

Dry Sand/Silica:

- 35" x 35" x 40"

Calcium/Silica:

- 35" x 35" x 45"

Rock/Sand:

- 35" x 35" x 50"

SAND INDUSTRY USE:

Duffel Top/Spout Bottom:

2250 lb, 2500 lb, 3300 lb, 4400 lb capacity

- 38" x 38" x 53"
- (24" wide x 24" long bottom spout)

Rock/Sand:

- 35" x 35" x 50"

Duffel Top/Plain Bottom:

2250 lb, 2500 lb, 3300 lb,

4400 lb capacity

Damp Sand:

- 35" x 35" x 35"

Dry Sand/Silica:

- 35" x 35" x 40"

Calcium Silica:

- 35" x 35" x 45"

Rock/Sand:

- 35" x 35" x 50"

RECYCLING INDUSTRY USE:

Duffel or Spout Top/Spout Bottom:

2250 lb, 2500 lb

capacity

2500 lb:

- 37" x 37" x 70"

Used Bags:

- 35" x 35" x 48"

- 35" x 35" x 65"



TEA INDUSTRY USE:

Duffel or Spout Top/Spout Bottom:

1500 lb, 2250 lb, 2500 lb capacity

- 35" x 35" x 30"

- 35" x 35" x 35"

- 35" x 35" x 40"

- 35" x 35" x 45"

- 35" x 35" x 46"

- 35" x 35" x 48"



SOIL BLENDS USE:

Duffel Top/Spout Bottom:

1200 lb, 1500 lb, 2250 lb, 2500 lb, 3000 lb capacity

(24" wide x 24" long bottom spout)

- 35" x 35" x 35"

- 35" x 35" x 40"

- 35" x 35" x 45"

- 35" x 35" x 50"

Duffel Top/Plain Bottom:

1200 lb, 1500 lb, 2250 lb, 2500 lb, 3000 lb capacity

- 35" x 35" x 35"

- 35" x 35" x 40"

- 35" x 35" x 45"

- 35" x 35" x 50"

- 37" x 37" x 60"

GENERAL APPLICATION USE:

Open Top/Flat Bottom:

2000 lb - 3000 lb capacity

- 35" x 35" x 20"

- 35" x 35" x 40"

- 40" x 40" x 48"

Duffel Top/Flat Bottom:

2000 lb - 3000 lb capacity

- 35" x 35" x 40"

- 40" x 40" x 48"

Duffel or Spout Top/Spout Bottom:

2250 lb, 2500 lb, 3000 lb capacity

- 35" x 35" x 30"

- 35" x 35" x 35"

- 35" x 35" x 40"

- 35" x 35" x 45"

- 35" x 35" x 46"

- 35" x 35" x 48"

- 35" x 35" x 52"

- 35" x 35" x 54"

- 35" x 35" x 55"

- 35" x 35" x 56"

- 35" x 35" x 60"

- 35" x 35" x 65"

- 35" x 35" x 70"



CARBON GRANULE INDUSTRY USE:

Duffel or Spout Top/Spout Bottom:

2250 lb, 2500 lb capacity

- 40" x 40" x 44"

- Baffle • Sift Proofing • Black



CHEMICAL INDUSTRY USE:

Duffel or Spout Top/Spout Bottom:

2250 lb, 2500 lb, 3300 lb capacity

- Sift Proof Seams • Coated

- With Liner

- 35" x 35" x 24"

- 35" x 35" x 30"

- 35" x 35" x 35"

- 35" x 35" x 40"

- 35" x 35" x 45"

- 35" x 35" x 48"



COFFEE INDUSTRY USE:

Duffel or Spout Top/Spout Bottom:

2250 lb, 2500 lb capacity

- 35" x 35" x 30"

- 35" x 35" x 35"

- 35" x 35" x 40"

- 35" x 35" x 45"

- 35" x 35" x 46"

- 35" x 35" x 48"

- 35" x 35" x 50"



FERTILIZER INDUSTRY USE:

Duffel Top/Spout Bottom:

2250 lb, 2500 lb, 3300 lb capacity

- 35" x 35" x 35"

- 35" x 35" x 40"

- 35" x 35" x 45"

- 35" x 35" x 50"

- 35" x 35" x 60"

Duffel Top/Plain Bottom:

2250 lb, 2500 lb, 3300 lb capacity

- 35" x 35" x 35"

- 35" x 35" x 40"

- 35" x 35" x 45"

- 35" x 35" x 50"

- 35" x 35" x 60"



FOOD POWDER INDUSTRY USE:

Duffel or Spout Top/Spout Bottom:

2250 lb, 2500 lb capacity

- 35" x 35" x 24"

- 35" x 35" x 30"

- 35" x 35" x 35"

- 35" x 35" x 40"

- 35" x 35" x 45"

- 35" x 35" x 46"

- 35" x 35" x 48"

- 35" x 35" x 50"



LEGUME - SOYBEAN USE:

Duffel or Spout Top/Spout Bottom:

2250 lb, 2500 lb, 3300 lb capacity

- 35" x 35" x 40"

- 35" x 35" x 43"

- 41" x 41" x 50" with Baffles



NUT INDUSTRY USE:

Duffel or Spout Top/Spout Bottom:

2250 lb, 2500 lb capacity

- 41" x 41" x 63"

With Baffle:

- 38" x 41" x 63"

- 41" x 41" x 78"

Duffel Top:

- 41" x 41" x 78"

- 35" x 35" x 72"



Floating Turbidity Barriers

Cherokee Manufacturing can produce turbidity barriers (often known as floatation silt curtain) to meet any specification or site condition that is encountered. With materials both pervious and impervious, as well as a full implement of marine rigging and anchor options, we can create barriers that will be both resilient and maintenance free for nearly any application.

Turbidity Barriers are designed to restrict the flow of sediment-laden stormwater runoff from a construction site, to keep it contained in a limited area, and allow the sediment to settle out before being carried into adjacent or joining watercourses.

Floating Turbidity Barriers consist of a top flotation boom, an impervious fabric curtain extending downward under water, and a heavy galvanized steel chain sealed into a hem along the entire bottom of the curtain to provide ballast to keep the curtain vertical in the water. End hems are sealed around a rope and grommets to allow attachment to each other with rope or bolt/nuts/washers.

Types 1.DOT, 2.DOT, and 3.DOT meet or exceed all known Federal and State governmental specifications, including NPDES PHASE II requirements. Floating Barrier sizes are typically and standard length of 50 ft. Standard depths are 3', 5' and 10'. Custom lengths (up to 100') and depths (from 2' to 100') as well as custom colors and accessories (such as lighted navigation buoys and anchor kits) are also available.

Type 1 DOT Turbidity Barriers are manufactured to meet DOT requirements to be deployed in water with little to no flow rates. Made from 18 oz PVC coated material making them durable and economical. The Type 1 barrier is recommended for construction sites located in protected areas that are exposed only to light winds and to current velocities of less than one foot per second. This type of site may include ponds, shallow lakes, small streams and marshes. Standard size is 5' depth. Custom sizes are available.



Type 2 DOT Turbidity Barriers are stronger overall to allow for deployment in waters with higher flow rates. These barriers have top load cables, stress plates for reinforcing the corners, and 12" ASTM Universal connector plates used to connect one section to another. They are designed to handle more severe conditions such as lakes, streams, inter coastal and tidal areas where current velocities up to 5 ft per second are expected.



Specifications

Float Fabric:	18 oz PVC Coated Nylon
Body Fabric:	Woven Geotextile W315 or alternative
Top Cable Connection:	12" Aluminum universal connector with pin
End Treatment:	Yellow PP rope sewn in verticle ends of sections
Connections:	Universal connectors interlock/fixd with toggle pin
	Chain connected with carabineers
	Holes punched and black cable ties inserted manually at rope vertical ends
Section Size:	50' length x 2.5-10' depth (custom sizes available)
Floatation:	6" x 6" x 88" Expanded polystyrene (EPS) per 96" 6 sections per 50' of curtain. Buoyancy 1010 kg/m3
Weight Chain:	5/16" Zinc coated anchor chain
Weight Chain Connection:	5/16" Chain connector
Top Cable:	3/16" Galvanized Wire Rope
Optional:	5" x10' Oil Boom that connects to the top cable via carabiners

Type 3.DOT is a special adaption of the Type 2 barrier. Approximately 20% of the area of the barrier skirt fabric is replaced with a polypropylene filter fabric conforming to some State DOT specifications. The filter fabric is inserted to reduce the pressure on the curtain while retaining silt. In actual practice, a filter fabric which is woven tightly enough to retain silt will not significantly reduce pressure on the curtain. Conversely, if the filter fabric is woven loose enough to reduce the pressure on the curtain, it will not be able to retain most silt and sediment particles. In addition, the filter fabric cannot be heat-sealed, and must be sewn into the curtain, resulting in a reduction in curtain strength and longevity. These are the strongest floating barrier for silt and turbidity control and are designed for fast water, waves or other demanding conditions. They are typically recommended for areas with flows up to 1.5 knots.



Specifications

Float Fabric:	18 oz PVC Coated Nylon
Body Fabric:	8 oz PVC Coated Nylon
End Treatment:	5/8" Polypro rope sewn in verticle ends of sections
Section Size:	50' length x 5' depth (custom sizes available)
Floatation:	6" X 6" X 88" Expanded polystyrene (EPS) per 96" 6 sections per 50' of curtain. Buoyancy 1010 kg/m3
Weight Chain:	5/16" Zinc coated anchor chain
Chain Connection:	5/16" Chain connector (supplied)
Optional:	5" x10' Oil Boom that connects to the top cable via carabiners



Wattles/Logs

Excelsior Logs consist of a machine produced high-altitude Rocky Mountain Aspen excelsior matrix confined by a synthetic, tubular net to form a log of specific length, mass and diameter. Logs

are designed to reduce hydraulic energy and filter sediment-laden flow in channels and on slopes. The logs are flexible, to conform to soil surfaces, and are secured by staking to create a temporary water-permeable structure.

Once in place, the Logs provide fast, efficient filtration that offers superior flow interception, filtration and containment properties. They are specifically engineered to be used on slopes to minimize displacement of in-situ sediments, in channels, as small check dams, and to restrict sediment-laden flow from inlets. 100% biodegradable and custom lengths are available.

In general, the logs provide better filtering of runoff waters, prevent check dam blowouts, protect water from going around check dams, prevent spread of non-native vegetation and are generally easier to handle and install than straw bales.

Excelsior Wattles:

EXCW925 9" x 25'
EXCW1210 12" x 10'

Weighted Excelsior Wattles:

EXCWW910 9" x 10'



Gravel Bags

Constructed of high UV mono-filament weave for strength and durability. Heat sealed to prevent rupture. Use where high burst strength is needed because of traffic running over the bags. Approx size: 17" x 26".

EN-GRV-1726UVORG-1



Landscape Sheets

Convenient for handling yard debris, grass clippings - just about anything that needs hauling. Natural burlap or poly 80" x 80" sheet with sewn and selvage edges. An economical truck cover when transporting plant material.

EN-BUR-SHEET8080-1 Burlap 500 pcs/bale
EN-WPP-SHEET8080-1 Poly 250 pcs/bale

EN-BUR-204407SHEET-1 Burlap sheet with no sewn sides. 7 oz. 20" x 44". A multitude of uses!





CHEROKEE MANUFACTURING LLC CREDIT APPLICATION

Corporate Office: 150 Bridgepoint Dr. Suite 200, South St. Paul, MN 55075
PH (800) 798-9473 • FAX (651) 451-1138

Name of Firm: _____

Phone: _____ Fax: _____

Mailing Address: _____

City: _____ State: _____ Zip: _____

Business Address: _____

City: _____ State: _____ Zip: _____

Drivers License Number: _____ State: _____

Social Security Number: _____ Partner Social Security Number: _____

Tax Identification Number: _____ State: _____

Please include a completed tax form if your purchases are to be tax exempt.

Amount of Credit Desired: _____

Please provide the following:

Please check one of the following:

☐

Corporation

☐

Partnership

☐

Proprietorship

☐

Personal

If incorporated or a partnership, list the full names of the officers or partners below:

Please list name, address, phone number, and fax number of three major industry suppliers with whom you have done business on credit in the past year:

Name

Address

City, State, Zip

1.) _____

Phone: _____ Fax: _____

2.) _____

Phone: _____ Fax: _____

3.) _____

Phone: _____ Fax: _____

Name and address of your bank (or banks):



CHEROKEE MANUFACTURING LLC CREDIT POLICY

Anyone desiring credit must complete our credit application.

Each account, if approved, will be given a credit limit.

When the credit limit has been exceeded, no credit will be extended until the amount due is within the credit limit. If you wish to increase your credit limit, you must have it approved prior to the purchase of additional merchandise.

Our normal terms are Net 30 days. Drop shipments and other special arrangements carry their own specific terms.

Any account 45 days or older will be considered in default.

Interest is assessed after 30 days. The current rate is 1 ½% per month, 18% annually.

This agreement shall be construed as having been delivered in the State of Minnesota, shall be construed with the laws of Minnesota and the parties hereto expressly agree that venue shall be in the State of Minnesota only, and in addition, the undersigned hereby consents to jurisdiction of the courts of the State of Minnesota, County of Dakota, the U.S. District Court, for the District of Minnesota.

It is hereby requested that Cherokee Manufacturing extend credit to the undersigned on purchase of goods and/or services. In consideration of such credit, the undersigned hereby certifies that all the information listed in this application is correct to the best of the applicants knowledge and the applicant agrees to immediately notify Cherokee Manufacturing of any material change in the information provided. The applicant authorizes Cherokee Manufacturing to obtain such information as may be required to verify the information contained herein.

The applicant promises to pay within thirty (30) days after the invoice date. If the account is not paid as agreed, the undersigned agrees to pay a Service Charge in the amount of 1 ½% per month on the unpaid balance. The applicant shall pay all reasonable attorney fees plus all collection costs as provided by law.

Date: _____ Name of Company: _____
Signature: _____
Print Name: _____
Title: _____
*Signature: _____
*Print Name: _____
*If your business is a partnership, all partners must sign.

PERSONAL GUARANTEE:

For in consideration of Cherokee Manufacturing extending credit at my request to the below listed company, I/we do hereby personally guarantee to Cherokee Manufacturing the payment at 150 Bridgepoint Dr. Suite 200, South St. Paul, MN 55075 of any obligation of the company whenever the company shall fail to pay same. It is understood that this guarantee shall be continuing and irrevocable guarantee and indemnity of such indebtedness of the company. I/we do hereby waive notice of default, non-payment and notice thereof and consent to any modification or renewal of the credit agreement hereby guaranteed.

Date: _____ Name of Company : _____
Signature: _____
Print Name: _____
*Signature: _____
*Print Name: _____
*If your business is a partnership, all partners must sign.



CHEROKEE MANUFACTURING LLC

150 Bridgepoint Dr. STE 200
SOUTH ST PAUL MN 55075



MATERIAL REQUESTED BY:

When we say **STRONGER IS BETTER** we're not just talking about our baskets.

Our goal is to be stronger in many ways:

- ▶ **STRONGER** in our commitment to our customers
- ▶ **STRONGER** in our capacity to provide fast, hassle-free service
- ▶ **STRONGER** in our desire to work with you to create products that really work
- ▶ **STRONGER** in our quest to create solid relationships with our customers



Cherokee Manufacturing has been in business since 1940 and has been producing wire products since 1986.

Our experience and successful history provide our customers with peace of mind. You can rest assured that you will receive the best in dedicated customer service from a staff that takes as much pride in our future as we do in our past.



Cherokee Manufacturing can assist with preliminary or final design and estimation of geosynthetic fabric reinforced mechanically stabilized earth walls. Our system can be designed either vegetated or unvegetated. This includes temporary or permanent construction for everything from shoring to stabilizing steep slopes. With experience and relationships in multiple states in both the heavy highway and civil construction markets we can help you design and build a geosynthetic MSE system for any site condition that you may encounter, often for substantially cheaper than traditional methods like steel pile.




CHEROKEE SANDBAGS

*Where you want them – When you want them – As you need them
In stock and ready to fill*

The most common size for sandbags is 14" x 26" (36 by 66 cm). Other sizes are 15" X 31" and 17" X 32". These dimensions, and the weight of sand a bag this size can hold, allow for the construction of an interlocking wall like brickwork. Individual filled bags are not too heavy to lift and move into place when properly filled.

Sandbags have traditionally been filled manually using shovels. Since the 1990's, machine filling has become more common, allowing the work to be done more quickly and efficiently. Burlap was the most widely used material until users discovered that polypropylene plastic does not decompose as easily. When covered from UV exposure, polypropylene sandbags last almost indefinitely with a minimum of care. They are not biodegradable and will need to be disposed of properly if not situated for permanent use.



PB-1426 14" x 26" white poly bags with ties

- Convenient, anytime delivery
- Strong, sturdy, UVI coated
- Oil, tear, puncture and water resistant
- Coated to prevent water flow-through
- 1000 bags/bale: 600 bales/pallet



BB-18" 18" x 30" untreated burlap bags with ties

This bag resists all kinds of severe weather but will eventually rot if not covered or protected from the elements. Empty bags can be stockpiled for emergency use and will not deteriorate for several years if properly stored. They are environmentally friendly and handle heavy flows of water and filtrates particle sizes from small coarse to medium silt (.05 to .02 mm in size). Heavy approx. 8.9 oz natural burlap.